

For a Free Quote:

Web: EnergyPal.com/solar

Call: 1-800-990-3725

Email: contact@energypal.com

EnergyPal

Solar Panel Guide Specification Data Sheet

**Solar Tech Co., Ltd
STM 200-210
200-S6C1**

Also available on the web at
EnergyPal.com/solar-tech-co-ltd-solar-panels/200-s6c1

SOLARTECH SOLAR MODULE

SolarTech SOLAR TECH CO., Ltd

STM 200 Module Series



SOLARTECH's photovoltaic modules offer high-powered, reliable performance for solar project.

Electrical Characteristics

MODEL	200-M6	200-S6C1	210-S6	220-M6K1	220-S6	230-S6
Maximum power [Pmax]	200W	200W	210W	220W	220W	230W
Voltage at Pmax [Vmp]	26,81V	25,98V	26,55V	29,7V	28,58V	29,08V
Current at Pmax [Imp]	7,46A	7,70A	7,91A	7,41A	7,70A	7,91A
Open circuit voltage [Voc]	33,10V	33,30V	34,15V	36,54V	36,94V	37,40V
Short circuit current [Isc]	8,00A	8,47A	8,69A	7,94A	8,47A	8,69A
Temperature coefficient of Power	-0,40%/K	-0,39%/K	-0,39%/K	-0,40%/K	-0,39%/K	-0,39%/K
Temperature coefficient of Voc	-0,33%/K	-0,32%/K	-0,32%/K	-0,33%/K	-0,32%/K	-0,32%/K
Temperature coefficient of Isc	0,05%/K	0,03%/K	0,03%/K	0,05%/K	0,03%/K	0,03%/K
Output tolerance	±3%	±3%	±3%	±3%	±3%	±3%
No. of cells & connections	54 in series			60 in series		
Cell type	6" Multi	6" Mono	6" Mono	6" Multi	6" Mono	6" Mono
Module efficiency	14,00%	14,00%	14,702%	13,88%	13,88%	14,511%
Maximum series fuse rating	10A	10A	10A	10A	10A	10A
Maximum system voltage	1000V	1000V	1000V	1000V	1000V	1000V
Dimension	1459mm X 979mm Depth:40mm			1619mm X 979mm Depth:40mm		
Weight	17,2kg	17,2kg	17,2kg	18,5kg	18,5kg	18,5kg

-All data at STC[Standard Test Conditions], Above data may be changed without prior notice

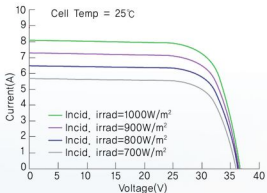
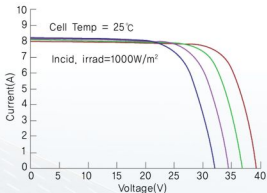
Mechanical Characteristics

Frame	Clear anodized aluminum frame, Color : silver
Output cables	Cable with polarized weatherproof DC rated connector
Bypass diodes	Bypass diodes to prevent power decrease by shade
Construction	Front : High transmission Low-iron tempered glass, 3,2mm Encapsulant : EVA Backsheet : Weatherproof film

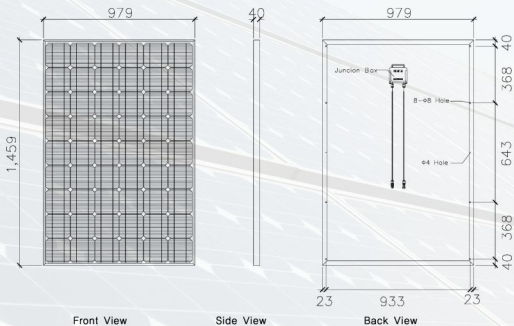
Limited Warranty

Freedom from defects in materials and workshop for 5 years,
10 years for 90% of warranted minimum output power
25 years for 80% of warranted minimum output power

I-V Curves



Module Diagramz



Installation Safety Guide

- Only qualified personnel should install or perform maintenance
- Be aware of dangerous high DC voltage
- Do not damage or scratch the rear of the module
- Do not handle or install modules when they are wet