

For a Free Quote:

Web: EnergyPal.com/solar

Call: 1-800-990-3725


Email: contact@energypal.com

EnergyPal

Solar Panel Guide Specification Data Sheet

**Canadian Solar Inc.
KuMax CS3U-380-400MS
395MS**

Also available on the web at
EnergyPal.com/canadian-solar-inc-solar-panels/395ms


MBB
5BB

KuMax

HIGH EFFICIENCY MONO PERC MODULE

CS3U-380|385|390|395|400MS

(1000 V / 1500 V)

MORE POWER

Low power loss in cell connection

**Low NMOT: $42 \pm 3 \text{ }^\circ\text{C}$
Low temperature coefficient (Pmax): $-0.36 \text{ \% / }^\circ\text{C}$**

Better shading tolerance

High PTC rating of up to: 93.24 %
MORE RELIABLE

Lower hot spot temperature

Minimizes micro-cracks

**Heavy snow load up to 5400 Pa,
wind load up to 3600 Pa***

linear power output warranty*

**enhanced product warranty on materials
and workmanship***
*According to the applicable Canadian Solar Limited Warranty Statement.
MANAGEMENT SYSTEM CERTIFICATES

ISO 9001:2015 / Quality management system
ISO 14001:2015 / Standards for environmental management system
OHSAS 18001:2007 / International standards for occupational health & safety

PRODUCT CERTIFICATES*

IEC 61215 / IEC 61730: VDE / CE / CQC / MCS / KS / INMETRO
UL 1703 / IEC 61215 performance: CEC listed (US)
UL 1703: CSA / IEC 61701 ED2: VDE / IEC 62716: VDE / IEC 60068-2-68: SGS
Take-e-way

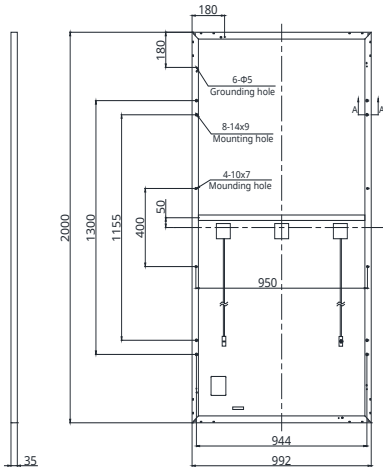

* As there are different certification requirements in different markets, please contact your local Canadian Solar sales representative for the specific certificates applicable to the products in the region in which the products are to be used.

CANADIAN SOLAR INC. is committed to providing high quality solar products, solar system solutions and services to customers around the world. No. 1 module supplier for quality and performance/price ratio in IHS Module Customer Insight Survey. As a leading PV project developer and manufacturer of solar modules with over 36 GW deployed around the world since 2001.

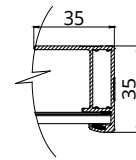
* For detailed information, please refer to the Installation Manual.

ENGINEERING DRAWING (mm)

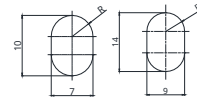
Rear View



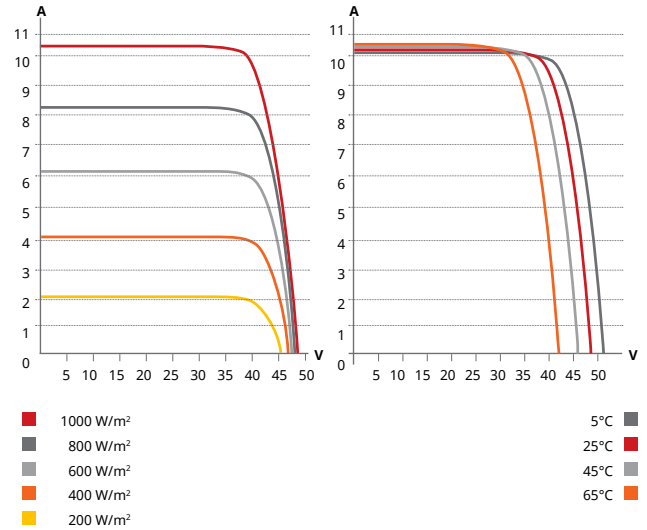
Frame Cross Section A-A



Mounting Hole



CS3U-400MS / I-V CURVES



ELECTRICAL DATA | STC*

| CS3U | 380MS | 385MS | 390MS | 395MS | 400MS |
|------------------------------|--|---------|---------|---------|---------|
| Nominal Max. Power (Pmax) | 380 W | 385 W | 390 W | 395 W | 400 W |
| Opt. Operating Voltage (Vmp) | 40.0 V | 40.2 V | 40.4 V | 40.6 V | 40.8 V |
| Opt. Operating Current (Imp) | 9.50 A | 9.58 V | 9.66 A | 9.73 A | 9.81 A |
| Open Circuit Voltage (Voc) | 47.8 V | 48.0 V | 48.2 V | 48.4 V | 48.6 V |
| Short Circuit Current (Isc) | 10.01 A | 10.09 A | 10.17 A | 10.25 A | 10.33 A |
| Module Efficiency | 19.15% | 19.41% | 19.66% | 19.91% | 20.16% |
| Operating Temperature | -40°C ~ +85°C | | | | |
| Max. System Voltage | 1500V (IEC/UL) or 1000V (IEC/UL) | | | | |
| Module Fire Performance | TYPE 1 (UL 1703) or Class C (IEC 61730) | | | | |
| Max. Series Fuse Rating | 30 A | | | | |
| Application Classification | Class A | | | | |
| Power Tolerance | 0 ~ + 5 W | | | | |

* Under Standard Test Conditions (STC) of irradiance of 1000 W/m², spectrum AM 1.5 and cell temperature of 25°C.

ELECTRICAL DATA | NMOT*

| CS3U | 380MS | 385MS | 390MS | 395MS | 400MS |
|------------------------------|--------|--------|--------|--------|--------|
| Nominal Max. Power (Pmax) | 283 W | 287 W | 290 W | 294 W | 298 W |
| Opt. Operating Voltage (Vmp) | 37.2 V | 37.4 V | 37.6 V | 37.8 V | 38.0 V |
| Opt. Operating Current (Imp) | 7.60 A | 7.66 A | 7.72 A | 7.78 A | 7.84 A |
| Open Circuit Voltage (Voc) | 44.8 V | 45.0 V | 45.2 V | 45.4 V | 45.6 V |
| Short Circuit Current (Isc) | 8.08 A | 8.14 A | 8.20 A | 8.27 A | 8.33 A |

* Under Nominal Module Operating Temperature (NMOT), irradiance of 800 W/m², spectrum AM 1.5, ambient temperature 20°C, wind speed 1 m/s.

* The specifications and key features contained in this datasheet may deviate slightly from our actual products due to the on-going innovation and product enhancement. Canadian Solar Inc. reserves the right to make necessary adjustments to the information described herein at any time without further notice. Please be kindly advised that PV modules should be handled and installed by qualified people who have professional skills and please carefully read the safety and installation instructions before using our PV modules.

CANADIAN SOLAR INC.

545 Speedvale Avenue West, Guelph, Ontario N1K 1E6, Canada, www.canadiansolar.com, support@canadiansolar.com

MECHANICAL DATA

| Specification | Data |
|------------------------------------|---|
| Cell Type | Mono-crystalline |
| Cell Arrangement | 144 [2 X (12 X 6)] |
| Dimensions | 2000 X 992 X 35 mm (78.7 X 39.1 X 1.38 in) |
| Weight | 22.5 kg (49.6 lbs) |
| Front Cover | 3.2 mm tempered glass |
| Frame | Anodized aluminium alloy, crossbar enhanced |
| J-Box | IP68, 3 bypass diodes |
| Cable | 4 mm ² (IEC), 12 AWG (UL) |
| Cable Length (Including Connector) | Portrait: 400 mm (15.7 in) (+) / 280 mm (11.0 in) (-); landscape: 1250 mm (49.2 in); leap-frog connection: 1670 mm (65.7 in)* |
| Connector | T4 series or H4 UTX or MC4-EVO2 |
| Per Pallet | 30 pieces |
| Per Container (40' HQ) | 660 pieces |

* For detailed information, please contact your local Canadian Solar sales and technical representatives.

TEMPERATURE CHARACTERISTICS

| Specification | Data |
|--------------------------------------|--------------|
| Temperature Coefficient (Pmax) | -0.36 % / °C |
| Temperature Coefficient (Voc) | -0.29 % / °C |
| Temperature Coefficient (Isc) | 0.05 % / °C |
| Nominal Module Operating Temperature | 42 ± 3°C |

PARTNER SECTION

