

For a Free Quote:

Web: EnergyPal.com/solar

Call: 1-800-990-3725

Email: contact@energypal.com

EnergyPal

Solar Panel Guide Specification Data Sheet

**Atersa Grupo
A-270-280P GS
A-270P GS**

Also available on the web at
EnergyPal.com/atersa-grupo-solar-panels/a-270p-gs



Optimum *new range*



Solar module (60 cells 6")
A-xxxP GS (265/270/275/280 W)

- **Optimize your instalations.**
- High module **efficiency** and stable power output based on leading process technology.
- **Outstanding electrical performance** under high-temperature conditions or low-irradiance conditions.
- Ease of installations due to the **innovative engineering design.**
- **Rigorous quality control** meets the highest international standard.
- **Warranty, 10-year** workmanship and **25-year** performance (80% power output).





A-xxxP GS (ES) (xxx = rated power)

Electrical characteristics	A-265P GS	A-270P GS	A-275P GS	A-280P GS
Maximum Power (Pmax)	265 W	270 W	275 W	280 W
Maximum Power Voltage (Vmp)	31.60 V	31.80 V	32.00 V	32.20 V
Maximum Power Current (Imp)	8.40 A	8.50 A	8.60 A	8.70 A
Open Current Voltage (Voc)	37.20 V	37.40 V	37.60 V	37.80 V
Short Circuit Current (Isc)	9.03 A	9.14 A	9.25 A	9.36 A
Module Efficiency (%)	16.29	16.60	16.90	17.21
Power Tolerance (W)			0/+5	
Maximum Series Fuse Ratings (A)			15	
Maximum System Voltage (TUV)			DC 1000 V	
Normal Operating Cell Temperature (°C)			45±2	

Electrical characteristics tested at Standard Test Conditions (STC), defined as: Irradiance of 1000 w/m², spectrum AM 1.5 and temperature of 25 °C.
 Tolerance measures STC: ±3% (Pmp); ±10% (Isc, Voc, Imp, Vmp).
 Best in Class AAA solar simulator (IEC 60904-9) used, power measurement uncertainty is within +/- 3%

Mechanical specifications

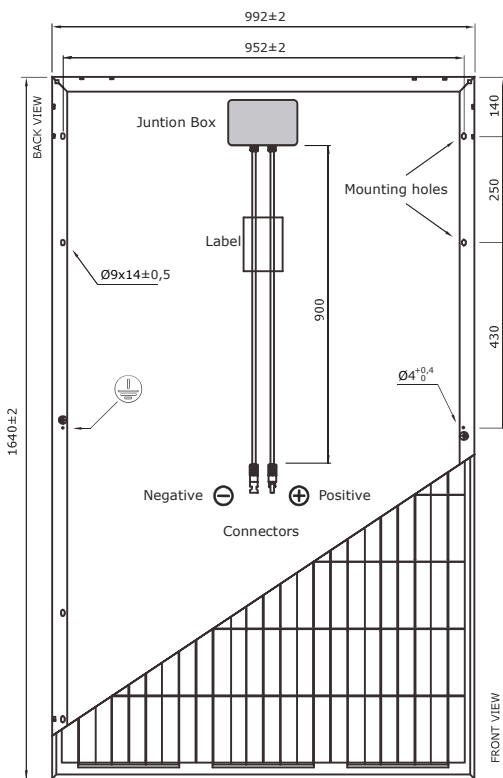
Dimensions (± 2 mm.)	1640x992x35 mm
Weight (± 0,5 kg)	17.75 kg
Max. static load, front (snow & wind)	5400 Pa
Max. static load, back (wind)	2400 Pa
Max. hailstone impact (diameter/velocity)	25 mm / 23 m/s

Construction materials

Front cover (material /type/thickness) (*)	Tempered Glass,High Transmission/Low Iron/3.2 mm
Cell (quantity/type/dimensions)	60 cells (6x10)/polycrystalline /156.75 x 156.75 mm
Frame (material/color)	Anodized aluminium alloy / silver
Junction box (protection degree)	IP67
Cable (length/cross-section area)/Connector	900 mm / 4 mm ² / Combinable MC4

(*) With anti-reflective coating

Panel construction generic view



The drawing is not to scale

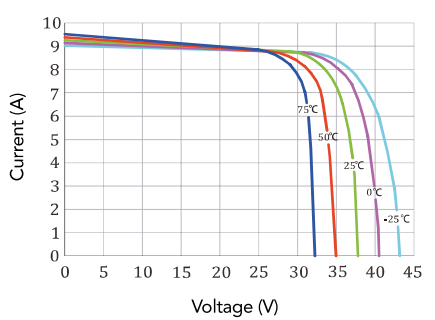
Temperature characteristics

Temp. Coeff. of Isc (TK Isc)	0.08558% /°C
Temp. Coeff. of Voc (TK Voc)	-0.29506% /°C
Temp. Coeff. of Pmax (TK Pmax)	-0.38001% /°C
Operating Temperature	-40 to +85 °C

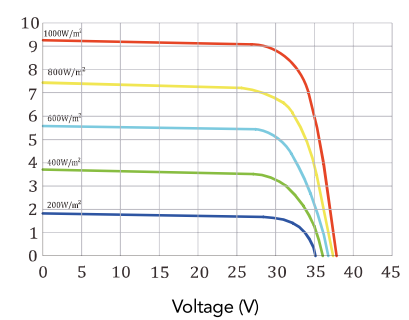
Packaging

Modules/pallet	30 pcs
Pallets/container 40' HQ	28 pallets
Modules/container 40' HQ	840 pcs
Pallets/container 20'	12 pallets
Modules/container 20'	360 pcs

Various Temperature (A-275P GS)



Various Irradiance (A-275P GS)



NB: The data contained in this documentation are subject to modification without prior notification.



IEC 61215
 IEC 61730

