

For a Free Quote:

Web: EnergyPal.com/solar

Call: 1-800-990-3725

Email: contact@energypal.com

EnergyPal

Solar Panel Guide Specification Data Sheet

ADM Solar Power & Infrastructure Pvt. Ltd.

ADM-72P 310-330W

ADM315

Also available on the web at

EnergyPal.com/adm-solar-power-infrastructure-pvt-ltd-solar-panels/adm315




ADM

SOLAR POWER & INFRASTRUCTURE PVT. LTD.

www.admsolarpower.com

PV MODULES | EPC | SOLAR BATTERY | SOLAR INVERTER | SOLAR STREET LIGHT



ADM OFF GRID SYSTEM

MODEL	1KW	2KW	3KW	5KW	7.5KW	10KW
STRUCTURE	Yes	Yes	Yes	Yes	Yes	Yes
UNITS^ (KWH) PRODUCED PER DAY	5	10	15	25	37.5	50
PV MODULES*	1080W	2160W	3240W	5400W	8100W	10800W
PCU (MPPT)	1650VA (PWM)	3KVA/48V	5KVA/48V	7.5KVA/96V	10KVA/120V	12KVA/144V
SOLAR C10 BATTERY	162 Ahx2	162 Ahx4	162 Ahx4	162 Ahx8	162 Ahx10	162 Ahx12
CABLE (4/6/10/16 SQMM) DUAL CORE	As per requirement			As per requirement		
JUNCTION BOX	Yes	Yes	Yes	Yes	Yes	Yes

ADM ON GRID SYSTEM

MODEL	1KW	2KW	3KW	5KW	7KW	10KW
UNITS^ (KWH) PRODUCED PER DAY	5	10	15	25	35	50
PV MODULES*	1080W	2160W	3240W	5400W	8100W	10800W
ON-GRID INVERTER	1KW	2KW	3KW	5KW	7KW	10KW
CABLE (4/6/ SQMM) DUAL CORE	As per requirement					
ACDB/DCDB	Yes	Yes	Yes	Yes	Yes	Yes
STRUCTURE	Yes	Yes	Yes	Yes	Yes	Yes



ADM STREET LIGHT



MODEL	ADM-15SL	ADM-25SL	ADM-30SL	ADM-40SL	ADM-50SL	ADM-60SL	ADM-72SL	ADM-90SL	ADM-120SL
POWER COSUMPTION	15watt	25watt	30watt	40watt	50watt	60watt	72watt	90watt	120watt
Nomial Voltage (V)	240V AC,50Hz								
Power Factor	≥0.95 @ 240V								
Control Gear	In -built electronic driver with APEC &THD ≤-10% output short-circuit valtage, Surge & Phase to Phase Protection								
LED CALOR TEMPERATURE	5700K-6500K								
Beam Angle	120 ⁰ LED Beam Angle								
Optical cover	High Efficiency Toughned Glass Cover for extra Protection								
Housing material	Alluminium pressure Die Cast ADC 12 having (heat sink) for better heat transmission								
Weight	1.5kg			2.2kg			2.2kg		2.950kg
Protecting rating	IP65								
Maintaining and maintenance	Suitable for side entry mounting with bracket arm ID of Ø34mm max		Suitable for side entry mounting with bracket arm ID of Ø 45mm (max)				Suitable for side entry mounting with bracket arm ID of Ø54mm (max)		
Lumans Output	≥100 LM/W								
Warranty	2 Years								

ADM SOLAR BATTERY

Model	Nominal Voltage	Capacity	Dimensions (in mm)			Warranty
			Length	Width	Total Height	
ADM 4036	12V	40Ah	410	175	230	36 Months
ADM 7536	12V	75Ah	500	220	255	36 Months
ADM 14048	12V	122Ah	505	190	410	48* Months
ADM 14060	12V	122Ah	505	190	410	60 Months
ADM 17060	12V	150Ah	505	190	410	60 Months
ADM 17036	12V	152Ah	505	190	410	36* Months
ADM 18060	12V	162Ah	505	190	410	60* Months
ADM 20048	12V	182Ah	505	190	410	48* Months
ADM 23060	12V	212Ah	505	190	410	60* Months

*For more details see warranty manual.

ADM Module FEATURES



- Our Product With Wattage Ranging From 2Wp To 345Wp
- High Fill Factor For Improved Energy Conversion Efficiency
- Torsion And Corrosion Resistant With Anodized Aluminium Frame
- PID Free

Warranty

Product warranty: 10 Year warranty on material and workmanship

Power warranty: 25 Year linear power output warranty

* Warranties are subject to the Terms and Conditions as per the ADM Solar Power & Infrastructure Pvt. Ltd. Standard Warranty Document Certification may vary by module

TECHNICAL SPECIFICATION 60 CELL SERIES

Electrical Data

Module	ADM250		ADM255		ADM 260		ADM 265		ADM270	
	STC	NOCT	STC	NOCT	STC	NOCT	STC	NOCT	STC	NOCT
Pmax	250	184.8	255	188.49	260	192.19	265	195.88	270	199.25
Vmp	30.1	27.83	30.2	27.96	30.58	28.26	30.8	28.47	30.9	28.67
Imp	8.3	6.64	8.43	6.74	8.5	6.5	8.6	6.88	8.74	6.95
Voc	37.2	34.44	37.4	34.61	37.6	34.9	37.8	35.23	37.9	35.8
Isc	8.87	7.1	9	7.2	9.03	7.22	9.06	7.35	9.21	7.42
Module Efficiency (%)	15.39		15.7		16.01		16.32		16.62	
Operating Temperature (c ⁰)	-40° c ± 85°C									
Max System Voltage	1000 VDC									
Max. Series Fuse Rating	15A									

MECHANICAL DATA


Cell Type	Multicrystalline
Cell Arrangement	60 (6X10)
Dimensions	1640 x 990 x 35 (mm)
Weight	20 kg
Front Cover	3.2mm ARC GLASS
Frame Material	Anodized Aluminium Alloy
Junction Box	IP65 OR IP67
Cable	4mm(sq) (IEC)/4mm(sq) & 12 AWG 1000V(1000V UL) 1200mm
Connectors	MC4 comparable
By-Pass Diodes	3PCS

TEMPERATURE COEFFICIENT

Temperature Coefficient (Pmax)	-0.38%
Temperature Coefficient (Voc)	-0.34%
Temperature Coefficient(Isc)	0.053%
Nominal Operating Temp	45°C ± 2°C

STC :
Irradiance 1000 w/m²
Cell Temp 25°C
AM = 1.5

NOCT :
Irradiance 800 w/m²
Cell Temp 20°C
AM = 1.5



TECHNICAL SPECIFICATION 72 CELL SERIES

ELECTRICAL DATA

Module	ADM310		ADM 315		ADM 320		ADM 325		ADM330	
	STC	NOCT	STC	NOCT	STC	NOCT	STC	NOCT	STC	NOCT
Pmax	310	229.15	315	232.8	320	236.55	325	240.37	330	243.47
Vmp	36.4	33.65	36.5	33.7	36.6	33.84	36.7	33.46	36.8	34.1
Imp	8.52	6.81	8.64	6.91	8.75	6.99	8.86	7.07	8.97	7.14
Voc	44.9	41.64	45	41.7	45.1	41.77	45.2	42.5	45.3	43.2
Isc	9.08	7.29	9.1	7.4	9.21	7.51	9.33	7.57	9.52	7.63
Module Efficiency (%)	15.97		16.23		16.49		16.74		17	
Operating Temperature	- 40°C ± 85°C									
Max System Voltage	1000 VDC									
Max.series fuse rating	15A									

TEMPERATURE COEFFICIENT

Temperature Coefficient (Pmax)	-0.38%
Temperature Coefficient (Voc)	-0.34%
Temperature Coefficient(Isc)	0.053%
Nominal Operating Temp	45°C ± 2°C

STC :
Irradiance 1000 w/m²
Cell Temp 25°C
AM = 1.5

NOCT :
Irradiance 800 w/m²
Cell Temp 20°C
AM = 1.5

MECHANICAL DATA

Cell Type	Multicrystalline
Specification	72 (6X12)
Dimensions	1960 x 990 x 35 (mm)
Weight	26 Kg.
Front Cover	3.2mm ARC GLASS
Frame Material	anodized Aluminium alloy
Junction Box	IP65 OR IP67
Cable	4mm(sq) (IEC)/4mm(sq) & 12 AWG 1000V(1000V UL)
Connectors	MC4 comparable
By-Pass Diodes	3PCS


All In one Solar Street Light



TECHNICAL DATA

Description	9wp LED	12wp LED	15wp LED	18wp LED	20wp LED	25wp LED	30wp LED
Solar panel	40wp Solar Panel Poly / Mono Crystalline			50wp Solar Panel Poly / Mono Crystalline	60wp Solar Panel Poly / Mono Crystalline	75wp Solar Panel Poly / Mono Crystalline	
Battery capacity	11.1v,11Ah li-ion 12.8v,9Ah Li-ion	11.1v,15Ah li-ion,12.8v,13.5Ah Life po4	11.1v,15Ah Li-ion,12.8v,13.5Ah Life po4	11.1v,19.8Ah Li-ion,12.8v,21Ah Life po4	11.1v,23Ah Li-ion,12.8v,21Ah Life po4	11.1v,26Ah Li-ion,12.8v,24Ah Life po4	11.1v,32Ah Li-ion,12.8v,28.5Ah Life po4
Luman output/watt	120 Luman/wp						
Operation	Light Will Glow in Full bright mode first four Hours, After four hour light will dimmed to 33% power & motion sensor will activate for direction of motion if any motion is detected in 12M area around the light, it will glow in full made for two minutes after that it will again come to 33% power.						
LED driver efficiency	>90%						
LED light operating voltage range	9.6V - 12.6V						
Load cut-off voltage for battery deep discharge protection	9.6V						
Space between light poles	10m - 15m			15m - 20m		20m - 30m	
Light backup time	2 Days						1.5 Days
Protection provided	Battery deep discharge protection, over charge protection, Load operating protection, Charging & Battery Indication, Revers Current Flow Protection, Temperature Compensation, Short Circuit Protection						
Packaging contains	Integrated Light With SPV, Mounting Bracket, U-Clamp						

TECHNICAL SPECIFICATION 12v SERIES




TECHNICAL DATA

Modular Type	ADM 10	ADM 20	ADM 40	ADM 50	ADM 60	ADM 75	ADM 80	ADM 100	ADM 110	ADM 150	ADM 160	ADM 200	ADM 220
Pmax	10	20	40	50	60	75	80	100	110	150	160	200	220
Vmax	17.85	17.15	17.84	17.89	18.04	17.99	18.09	17.99	18.4	17.85	18.72	18.03	18.03
I _{mp}	0.62	1.18	2.25	2.8	3.33	4.17	4.43	5.57	5.99	8.41	9.19	11.1	12.63
Voc	21.65	21.44	21.95	21.77	21.66	22.12	22.24	21.84	22.78	22.58	22.32	22.32	22.32
I _{sc}	0.69	1.27	2.44	3.04	3.67	4.49	4.76	6.11	6.4	8.2	8.81	11.94	12.3
Module Efficiency	9.24	12.25	13.07	13.55	14.21	14.74	15.72	15.14	16.62	15.19	15.58	15.39	16.2
Cable Characteristics	NA			NA			NA		NA		NA		NA
No of By-Pass Diode	NA			2			2		2		2		2
Module Dimension (mm)	-	-	435x670x35	550x670x35	-	785x670x35	-	1015x670x35	-	-	-	-	-
Mounting Hole Dia and hole to hole Distance	-	-	-	-	-	-	-	-	-	-	-	-	-
Weight (Kg)	1.4	2.8	3.8	4.6	5.3	6.8	6.8	7.5	8.5	10.6	10.6	26	26
No of Cells	36	36	36	36	36	36	36	36	36	36	36	72	72
Cell Matrix	9 x 4	10 x 4	11 x 4	12 x 4	13 x 4	14 x 4	15 x 4	16 x 4	17 x 4	18 x 4	19 x 4	12 x 6	12 x 6



-Our Mission is to boost global renewable energy development around the world for the benefit to entire humanity.†



📍 ADM SOLAR POWER & INFRASTRUCTURE PVT. LTD.

345, Ecotech - I Extension, Greater Noida, G.B. Nagar U.P. 201310



+91 120 23 41 546



info@admsolarpower.com
sales@admsolarpower.com

Follow Us



PV MODULES | EPC | SOLAR BATTERY | SOLAR INVERTER | SOLAR STREET LIGHT