

For a Free Quote:

Web: EnergyPal.com/solar

Call: 1-800-990-3725

Email: contact@energypal.com

EnergyPal

Solar Panel Guide Specification Data Sheet

**AE Solar
AE P6-60_250-275W
AE265P6-60**


Also available on the web at
EnergyPal.com/ae-solar-solar-panels/ae265p6-60

AE POWERPLUS MODULE

AE P6-60 Series 250W-275W



ILLUSTRATION ONLY



GERMAN QUALITY

We produce with green energy!



250W
-
275W

POWER RANGE

Plus-Sorting 0 to + 4,99Wp

PID
FREE

PID RESISTANT

Potential Induced Degradation Free



SALT CORROSION RESISTANT

Certified for Salt Rich Environment



SAND RESISTANT

Certified for Sand Rich Environment

NH₃
S

AMMONIA RESISTANT

Certified for Ammonia Rich Atmosphere

550
kg/m²

HIGHLY STABLE AND TOUGH

Maximum Mechanical Load 5400 Pa



GERMAN QUALITY

AE Solar photovoltaic modules are manufactured using high-quality materials, automated machine, German Technology and Standards



PLUS-SORTING

Higher yield due to plus-sorting of 0 to +4.99 Wp guarantees the high system efficiency and yield stability



PERFORMANCE GUARANTEE

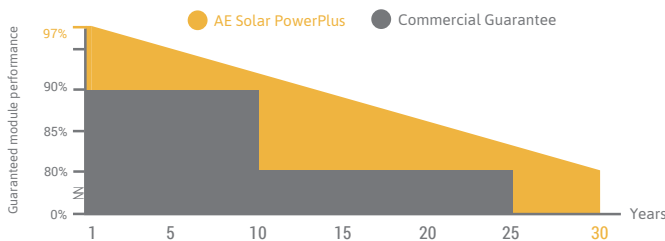
AE Solar assures high investment, security and warranty claims by providing linear performance guarantee of 30 years and 12 years of product warranty



CERTIFICATES

Lining with International Standards, AE Solar Photovoltaic modules are tested and certified under extreme stress and it can bear harsh environmental influences

OUR PERFORMANCE GUARANTEE



IEC 61215
IEC 61730
PERIODICAL
INCEPTION



IEC 61215
IEC 61730
PERIODICAL
INCEPTION



PID RESISTANT
SALT MIST RESISTANT
SAND RESISTANT
CORROSIVE GAS (NH₃)



AE SOLAR

Messerschmittring 54
86343 Königsbrunn
Germany

Tel.: +49 8231 97 82 68 0
Fax: +49 8231 97 82 68 9

E-Mail: info@ae-solar.com
Web: www.ae-solar.com

ELECTRICAL DATA

AE250P6-60 AE255P6-60 AE260P6-60 AE265P6-60 AE270P6-60 AE275P6-60

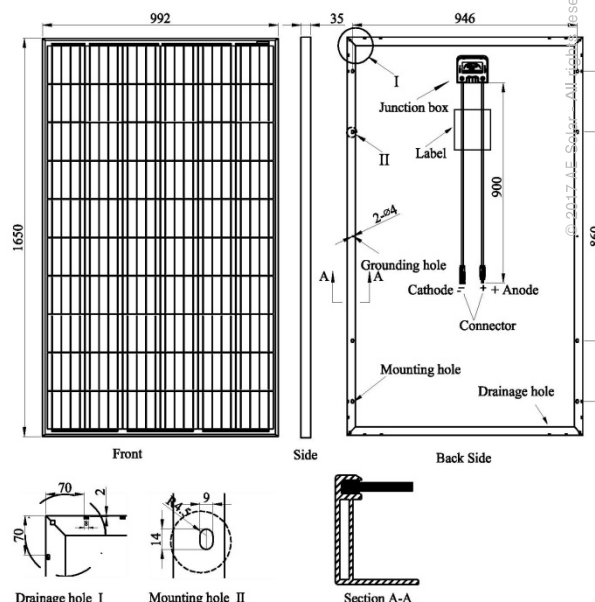
Parameter	Unit	AE250P6-60	AE255P6-60	AE260P6-60	AE265P6-60	AE270P6-60	AE275P6-60
Nominal power	Pm (Wp)	250	255	260	265	270	275
Open circuit voltage	Voc (V)	37.48	37.68	37.89	38.10	38.31	38.52
Short-circuit current	Isc (A)	9.11	9.15	9.22	9.26	9.31	9.35
Voltage at max power	Vmp (V)	29.16	29.58	29.99	30.42	30.82	31.24
Current at max power	Imp (A)	8.57	8.62	8.67	8.71	8.76	8.80
Filling Factor	(%)	73.22	73.96	74.42	75.11	75.70	76.35
Module Efficiency	(%)	15.27	15.58	15.88	16.19	16.50	16.80
System Voltage	(V)	1000					
Temp. coefficient Voc	(%/°C)	-0.35					
Temp. coefficient Isc	(%/°C)	0.06					
Temp. coefficient Pm	(%/°C)	-0.42					
Operating temp.	(°C)	-40 to +85					
NOCT	(°C)	45±2					

The electrical data apply to standard test conditions (STC): Irradiance of 1000 W/m² with spectrum AM 1.5 and a cell temperature of 25°C.

TECHNICAL DATA

Junction box	3 bypass diodes, IP 67
Wire cross section (Ø, mm ²)	4.0
Cable length (mm)	900
Connector type	MC 4 / MC 4 compatible
Dimensions (L x W x H, mm)	1650 x 992 x 35
Weight (kg)	18.5
Specification (mm)	Poly 156 / 6 x 10
Hail resistance	Max. Ø 28 mm, at 23 m/s
Wind load	2400Pa / 244kg / m ²
Mechanical load	5400Pa / 550kg / m ²

SCALE



PACKAGING INFORMATION

Packing configuration	62pcs / pallet
Loading Capacity	868pcs / 40HQ
Size / pallet (mm)	1690 x 1135 x 2325
Weight	1260kg / pallet

