

For a Free Quote:

Web: EnergyPal.com/solar

Call: 1-800-990-3725

Email: contact@energypal.com

EnergyPal

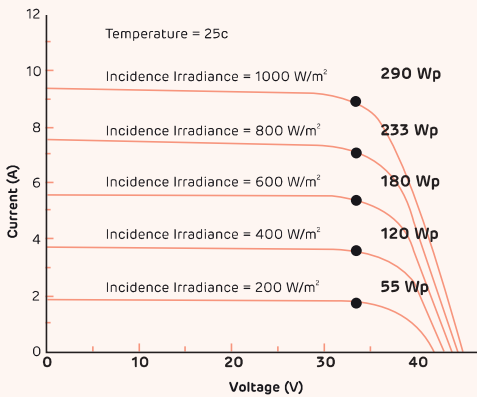
Solar Panel Guide Specification Data Sheet

**Adani Solar
ASB-6-285-300 Bifacial
ASB-6-290**

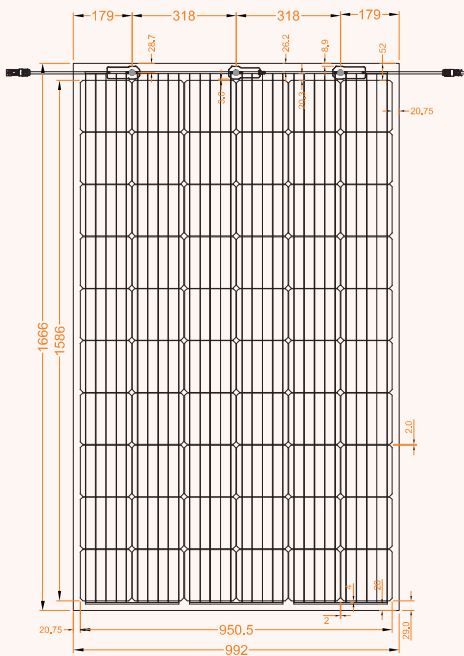
Also available on the web at
EnergyPal.com/adani-solar-solar-panels/asb-6-290

Technical Data

Multi irradiance curve for ASB-6-AAA



Dimensions in mm



Warranty and certifications

Product warranty**

30 years linear power warranty

Performance guarantee**

Power degradation < 0.8 % / year in first year
< 0.40 % / year in 2-30 years

Approvals and certificates: IEC 61215 Ed2
IEC 61730, IEC 61701, UL 1703, MCS, JET,
CEC, CEC-Aus, IEC 62716, IEC 62759, IEC 62782,
IEC 60068-2-68, IEC 61853



Packing information

Container	40'HC
Pallets / Container	24
Pieces / Container	700

Electrical data – All data measured to STC *

Electrical specifications	Only front (STC)			
Peak power, (0 ~+ 4.99 Wp) Pmax(Wp)	285	290	295	300
Maximum voltage, Vmpp (V)	30.8	31	31.2	31.4
Maximum current, Imp (A)	9.25	9.35	9.46	9.55
Open circuit voltage, Voc (V)	37.9	38.1	38.4	38.7
Short circuit current, Isc (A)	9.62	9.73	9.83	9.96
Module efficiency (%)	17.24	17.55	17.85	18.15

*STC: Irradiance 1000 W/m², cell temperature 25°C, air mass AM1.5 according to EN 60904-3. Average efficiency reduction of 4.5 % at 200 W/m² according to EN 60904-1. Except Pmp, all other parameters have a tolerance of +/-3 %, measurement uncertainty <3 %

Electrical Characteristics with different rear side power gain (Reference 295 Wp Front)

Electrical specifications-395Wp	Pmax gain from rear side*			
Ground Reflectance	15%	20%	25%	30%
Peak power, (0 ~+ 4.99 Wp) Pmax(Wp)	333	345	358	370
Maximum voltage, Vmpp (V)	31.4	31.5	31.6	31.7
Maximum current, Imp (A)	10.61	10.96	11.32	11.68
Open circuit voltage, Voc (V)	38.6	38.7	38.9	39.0
Short circuit current, Isc (A)	11.03	11.40	11.77	12.15
Module efficiency (%)	16.95	17.57	18.21	18.85

* Power gain from rear side depends upon the ground reflectance (Albedo) & Bifaciality factor.

Temperature co-efficients, NOCT and operating voltage

TC of open circuit voltage (β)	- 0.31 % /°C
TC of short circuit current (α)	0.065 % /°C
TC of power (γ)	- 0.40 % /°C
Maximum system voltage	1500 V (IEC & UL)
NOCT	44°C ± 2°C
Temperature range	- 40°C to + 85°C

Mechanical data

Length	1666 mm
Width	992 mm
Height	6.50 mm
Weight	19 Kg
Junction box	IP67, 3 junction box, MC4 compatible
Cable and connectors	300mm length cable, MC4 & Amphenol compatible connectors
Application class	Class A (Safety class II)
Superstrate	High transmittance ARC glass
Cells	60 mono-crystalline N-type bifacial PERT solar cells; 5bus bars
Encapsulation	Low shrinkage PID free encapsulant
Substrate	High transmittance glass 2.5 mm
Frame	Frameless
Mechanical load test as per IEC & UL	5400 Pa-front; 2400 Pa-back
Maximum series fuse rating	15 A

Note:

- The specifications included in this datasheet are subject to change without notice.
- The electrical data given here is for reference purpose only.
- Please confirm your exact requirements with the sales representative while placing your order.

** Warranty:

Please read Adani solar warranty documents thoroughly.

*Caution:

Please read safety and installation instructions before using the product.



Frameless N-Type Bifacial Dual Glass PV Modules

ASB-7-AAA (AAA=345-360) | 72 Cells | 345-360 Wp

Highlights



Modules made with N type bifacial solar cells



Up to 450 Wp at 30 % ground reflectivity



Characterised for 1000W/m² & 200W/m² on the front and rear side respectively



Up to 85 % bifaciality factor



2*IEC testing to ensure extremely high reliability of PV modules



Near zero LID, PID free, 1500 V module



High insulation resistance due to special raw materials



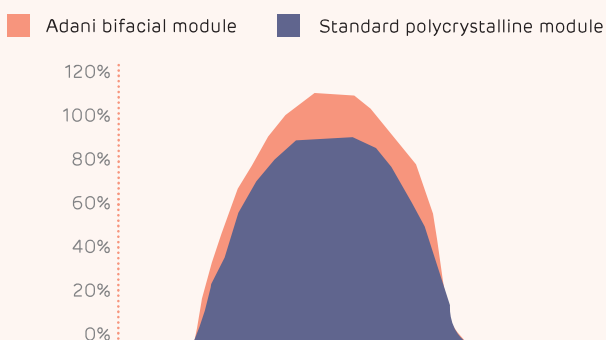
Reduces installation costs by 4%

Reduces transport costs by 7%

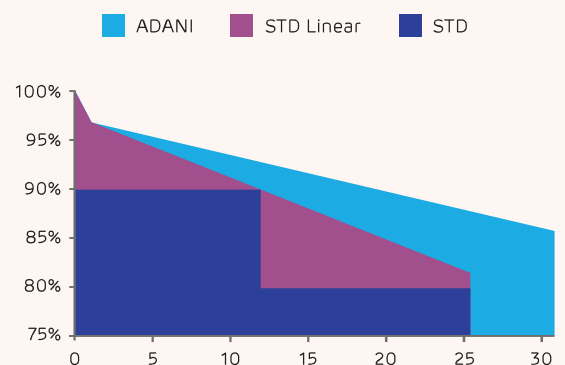
Reduces land costs by 8%

Reduces BOS costs by 7%

Higher generation due to bifacial technology



Significant benefit of bifacial technology



Note: Data is based on the comparison of the Adani -72 cells bifacial module (360Wp) with industry's average of 320 Wp multi-crystalline module for a scale of 1 MW installation and cost reduction will vary from site to site and project to project basis.

*As per Bloomberg New Energy Finance (BNEF) latest quarterly report, dated 20th February, 2018