

For a Free Quote:

Web: EnergyPal.com/solar

Call: 1-800-990-3725

Email: contact@energypal.com

EnergyPal


Solar Panel Guide Specification Data Sheet

Alfa Solar Energy Inc.

ASE36M 175-185

ASE36M180

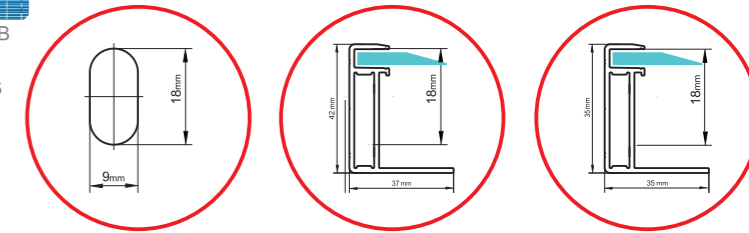
Also available on the web at
EnergyPal.com/alfa-solar-energy-inc-solar-panels/ase36m180



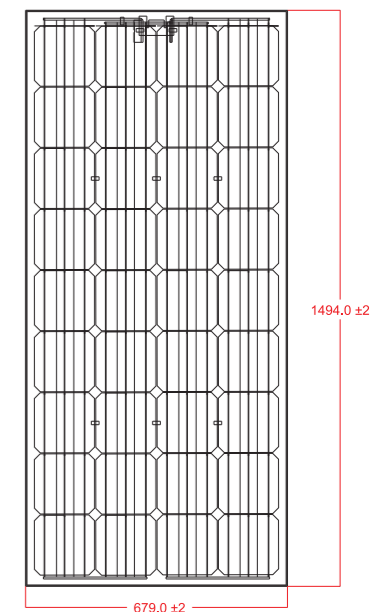
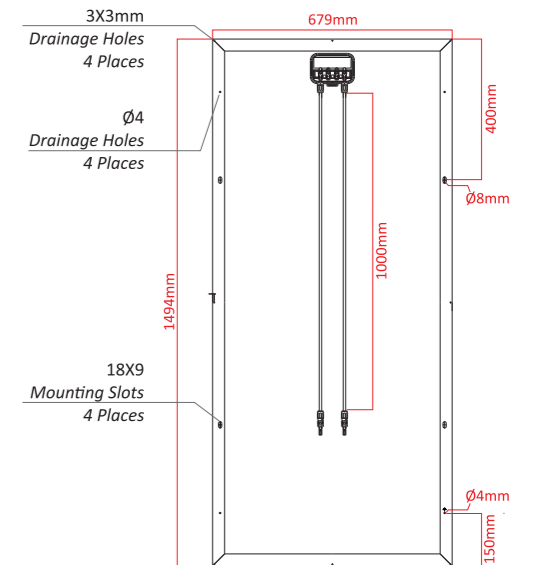
Mounting Slot

Frame

Frame



FRAME CAN BE MANUFACTURED WITH TWO DIFFERENT MEASUREMENT OPTIONS.



Electrical Data

MODEL	ASE 36M 175	ASE 36M 180	ASE 36M 185	
P_{max}	Maximum Power	175	180	185
%	Module Efficiency	17,25	17,74	18,24
I_{mp} (A)	Maximum Power Current	9,19	9,24	9,30
I_{sc} (A)	Short Circuit Current	9,78	9,81	9,85
V_{mp} (V)	Maximum Power Voltage	19,34	19,62	19,91
V_{oc} (V)	Open Circuit Voltage	22,94	23,40	23,72

Technical Specifications

Mekanik Verileri

Subject	Specification
Dimensions	1494 ± 2 mm (L) x 679 ± 2 mm (W) x 42-35 0,5 mm (D)
Weight	12 Kg
Solar Cell	36 Monocrystalline Type 6" Silicon Cells (156.75 mm x 156.75 mm)
Front Glass	Tempered / Tempered ARC Glass
Encapsuland	Ethylene Vinyl Acetate (EVA)
Backsheet	Composite Film, Color White
Junction Box	With Multicontact / Tyco / Ekinler Certificate
Frame	Aluminium Frame (Eloxal Coating)

Operating Conditions

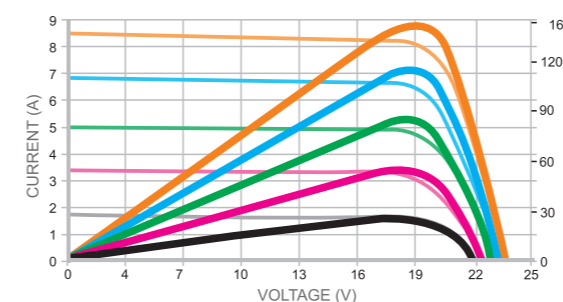
Subject	Specification
Mechanical Strength	5400 Pa (Certified By TUV Rheinland)
Maximum System Voltage	DC 1000 V
Series Fuse Rating	15 A
Operating Temperature	-40 to 85 °C

Temperature Characteristics

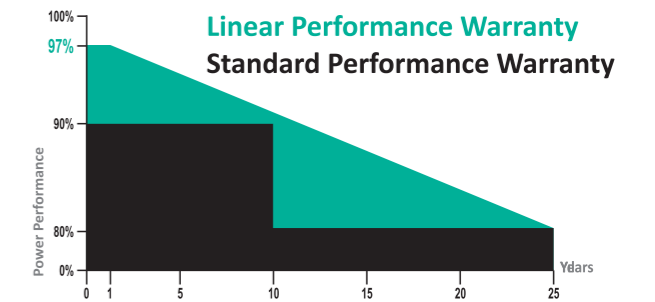
Subject	Specification
Nominal Operating Cell Temperature	44 °C ± 2 °C
Temperature Coefficient of α _{sc} (%/°C)	-0,04 % / °C
Temperature Coefficient of β _{Voc} (%/°C)	-0,31 % / °C
Temperature Coefficient of P _{max} γ (%/°C)	-0,42 % / °C
Temperature Coefficient of β _{Vmp} (%/°C)	-0,42 % / °C

Warranty

Subject	Specification
Product Warranty	10 Years
Linear Performance Warranty	10 Years, over %90 - 25 Years, over %80
JIT Product	Warranty of selling panels that are produced in last on year.
Power Tolerance	Positive (+) 5 Watt
Online Datasheet on the panel	QR Code System



The typical relative change in module efficiency at irradiance of 200 W/m² in relation to 1000 W/m² (both at 25 °C and AM 1.5 spectrum) is less than 3 %.



Electroluminescence: Quality control for small microcracks with infrared radiation.

Sun Simulator: 1000 W/m² radiation, 25°C temperature, +5 positive power tolerance and classification according to power tolerance.

Salt Mist Test: According to IEC 61701 ed.2 Salt Resistance

Snow Load Test: Under 5400 Pa snow load resistance according to IEC 61215

Ammonia Corrosion Test: Corrosion resistance according to IEC 62716

PID Potential Induced Degradation: Resistance according to IEC 62804

Wind Load Test: Under 5400 Pa wind load resistance according to IEC 61215


Thermal Cycles Damp Heat Test: 1000 hours damp heat and 200 thermal cycles according to IEC 61215

High Performance in Low Radiation : On cloudy days, morning and evening over %3 performance (200 w/m²)

FF % Fill Factor: High Fill Factor value, increased power.
Cell Power: Five bus bar, with high power.

QR Code System: Real power measurements of modules which have +5 power tolerance ease of viewing with QR Code.

JIT Just in Time Production: Production date is in panels glass, unchangeable and warranty of selling production in that are produced in last one year.



- ISO 9001
- ISO 14001
- ISO 18001
- IEC 61215
- IEC 61730-1
- IEC 61730-2
- IEC 61701
- IEC 62716
- IEC 62804

"LOCAL ITEM" MENTIONED IN NUMBER 5346 YEK LAW

Turkey
Discover the potential

J-BOX TEST AND POSITIVE PRODUCTION CLASSIFICATION