

For a Free Quote:

Web: EnergyPal.com/solar

Call: 1-800-990-3725

Email: contact@energypal.com

EnergyPal

Solar Panel Guide Specification Data Sheet

**Moser Baer Solar Limited
Max Series 200-245
CAAP BB225**


Also available on the web at
EnergyPal.com/moser-baer-solar-limited-solar-panels/caap-bb225

Max Series (200 W_p – 245W_p)

Model No: CAAP-BB



- ▶ **High Energy Yields (kWh/kW_p)** – Best-in-class diffused light response leading to less power degradation and delivering one of the lowest levelized costs
- ▶ **Rigorous Quality Control** – The only solar company in the world to be awarded a 5-star rating for quality systems by TUV two years in a row
- ▶ **Manufacturing Excellence** – Top-of-the-line manufacturing equipment from Europe and Japan backed by in-house reliability testing capabilities
- ▶ **Highest Safety Standards** – Conform to IEC, UL & CE standards
- ▶ **Robust Design** – Anodized frames ensure protection in all-weather-conditions. High quality, low iron, high transmissivity, tempered and textured glass to ensure higher light absorption
- ▶ **Extended Mechanical Warranty** – Modules come with 10 years mechanical warranty against manufacturing defects with performance warranty of 12 years at 90% of rated output power and 25 years at 80% of rated output power
- ▶ **Ease of Installation** – UL and IEC approved IP65 rated junction box, pre-fitted with cables and plug & play connectors for quick and safe installation
- ▶ **Superior aesthetics** – Uniform cell color and high quality anodization on the frames
- ▶ **Certifications:** IEC 61215 (Edition II), IEC 61730 (Safety Class II), UL (USA & Canada), CE, CEC Listed, JET, MCS, IEC 61701 (Salt mist corrosion test), Ammonia Resistance Test



Member of PV Cycle for voluntary take-back and Recycling Program

Max Series modules are specifically designed to generate optimum energy from sunlight and can withstand the roughest of conditions. These can be used in a variety of applications suited for residential, commercial and industrial purposes.

Max Series (200 W_p – 245W_p)

Model No: CAAP-BB



ELECTRICAL CHARACTERISTICS

	200W _p	205W _p	210W _p	215W _p	220W _p	225W _p	230W _p	235W _p	240W _p	245W _p
Maximum Power, P _{max} (W)	200	205	210	215	220	225	230	235	240	245
Voltage at Pmax, V _{mp} (V)	28.02	28.29	28.58	28.79	29.03	29.27	29.50	29.83	30.16	30.67
Current at Pmax, I _{mp} (A)	7.14	7.25	7.35	7.47	7.58	7.69	7.80	7.88	7.96	7.99
Open Circuit Voltage V _{oc} (V)	36.05	36.25	36.38	36.50	36.64	36.95	37.25	37.41	37.65	37.77
Short Circuit Current I _{sc} (A)	7.95	7.99	8.04	8.07	8.14	8.23	8.34	8.44	8.49	8.55
Temperature Coefficient of P _{max} (%/K)	-0.45									
Temperature coefficients of V _{oc} (%/K)	-0.35									
Temperature coefficients of I _{sc} (%/K)	0.05									
Power Tolerance (%)	± 3									
Maximum System Voltage (IEC/UL) (V DC)	1000/600									
Cells per By-pass Diode (Nos)	20									

- Standard Test Conditions (STC): Irradiance 1000 W/m², Module temperature at 25°C and AM 1.5G Spectrum
- Max Series fuse ratings: 15A
- Operating Temperature (°C): (-)40 to (+)85
- NOCT (Nominal Operating Cell Temperature) (°C) 45.0±2

ENVIRONMENTAL TEST CONDITIONS

- Operating Temperature (temperature cycling range): (-)40°C to (+)85°C for 200 cycles
- Static Load Front and Back (e.g. wind): 50 lbs/ft² or 2400 Pa
- Impact Resistance (e.g. hail): 25mm at 23 m/s at 11 impact locations
- Humidity Freeze, Damp Heat: 85°C and 85 % relative humidity for 1000 hours
- Front Loading (e.g. snow): 113 lbs/ft² or 5400 Pa

MECHANICAL CHARACTERISTICS

Number and Arrangement of Cells 156mmx156mm Multicrystalline Silicon Cells, 6x10 configuration

Dimensions (mm) 1661 x 991 x 37

Weight (kgs) 18.7

Frame Anodized aluminum frame with twin-wall profile

Anodization Thickness 17 μm

Front Glass High transmission, low iron, tempered and textured glass, 3.2mm

Junction Box IEC/ UL approved IP65 rated 4 terminal junction box with 3 by-pass diodes (15A, 45V)

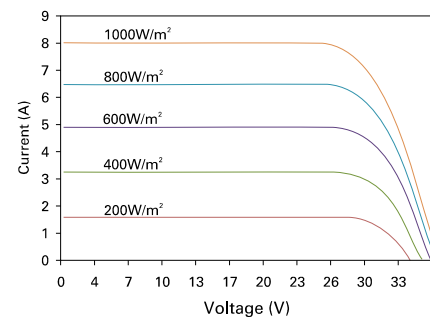
Output Cables USE-2 Solar cables, 4mm² cross-section, asymmetric length 800mm x 1200mm

Type of Connector Low resistance, IEC/UL approved (compatible with MC4)

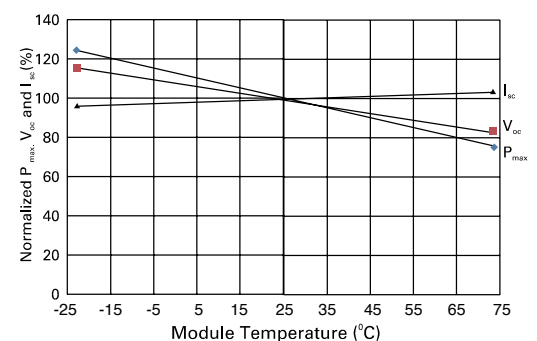
Mounting Holes Elliptical and 4 nos (9mm x 7mm)

Grounding Hole Circular and 2 nos (4mm dia) - In accordance with NEC Article 250 (USA) or CEC (Canada)

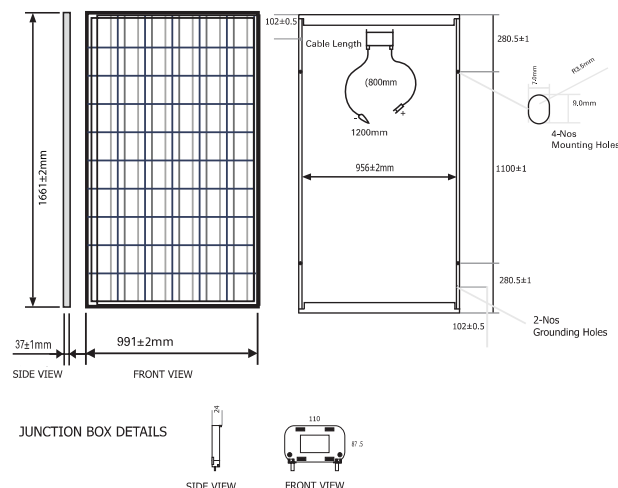
IV CURVES AT VARIOUS IRRADIANCE LEVELS AT 25°C



P_{max}, V_{oc}, I_{sc} AS A FUNCTION OF MODULE TEMPERATURE



ENGINEERING DRAWING



PACKAGING

Dimensions of Pallets (mm)	1690 x 750 x 1163
Modules/pallet	18
Pallets/40ft HC container	42 (756 modules)
Gross weight per pallet (kgs)	372

www.moserbaersolar.com
Email: pvinfo@moserbaer.in