

For a Free Quote:

Web: **EnergyPal.com/solar**

Call: **1-800-990-3725**

Email: **contact@energypal.com**

EnergyPal

Solar Panel Guide Specification Data Sheet


**Coulee Limited
CLM-320-335M-60 Series
CLM-335M-60**

Also available on the web at
EnergyPal.com/coulee-limited-solar-panels/clm-335m-60

COULEE SOLAR MODULE

Mono Poly Solutions

ALL BLACK



60 CELL
MONOCRYSTALLINE MODULE

320-335W
POWER OUTPUT RANGE

20.08%
MAXIMUM EFFICIENCY

0 - +3%
POSITIVE POWER TOLERANCE



Ideal For Large Scale Installations

- Reduce BOS cost by connecting more modules in a string
- Up to 1500VDC system voltage

Maximum Limited Space

- Up to 200.8W/m² power density

Highly Reliable Due to Stringent Quality Control

- Over 30 in-house tests (UV, TC, HF, etc.)
- In-house testing goes well beyond certification requirements
- Fire Class A tested
- 100% EL double inspection

Severe Weather Resilience

- 2400Pa wind load
- 5400Pa snow load
- 35mm hail stones at 97km/h

Durability Against Extreme Environmental Conditions

- Salt mist corrosion tested, perfect for harsh climatic conditions

Coulee Limited, a leading manufacturer of solar products and creators of energy-saving designs for residential, commercial and industrial applications.

Couleenergy solar panel manufacturing processes utilize the best quality materials available and industry-leading equipment from around the world. We stand behind our promise of quality workmanship in all of our solar products. We are committed to building strategic, mutually beneficial collaboration with installers, developers, distributors and other partners.

Product Certificates

IEC/EN 61215, IEC/EN 61730

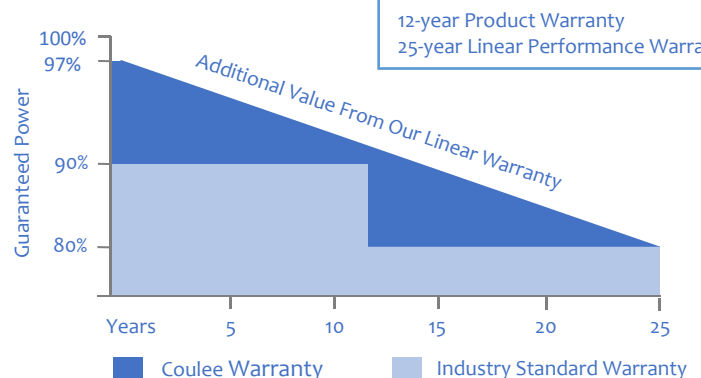


CAUTIONS:
READ SAFETY AND INSTALLATION
INSTRUCTIONS BEFORE USING THE PRODUCT.



Coulee Limited
<https://couleenergy.com>

Linear Performance Warranty



Construction Materials

Front Glass	3.2mm, Low Iron, Tempered Glass
Frame	Anodized Aluminum Alloy
Junction Box	IP67 Rated (Black)
Output Cables	TUV 1 × 4mm ² , Length: 900mm
Connector	MC4 (IP67)
Encapsulation Material	EVA
Backsheet	TPT (White OR Black)
Fixing Adhesive	Silicone Sealant

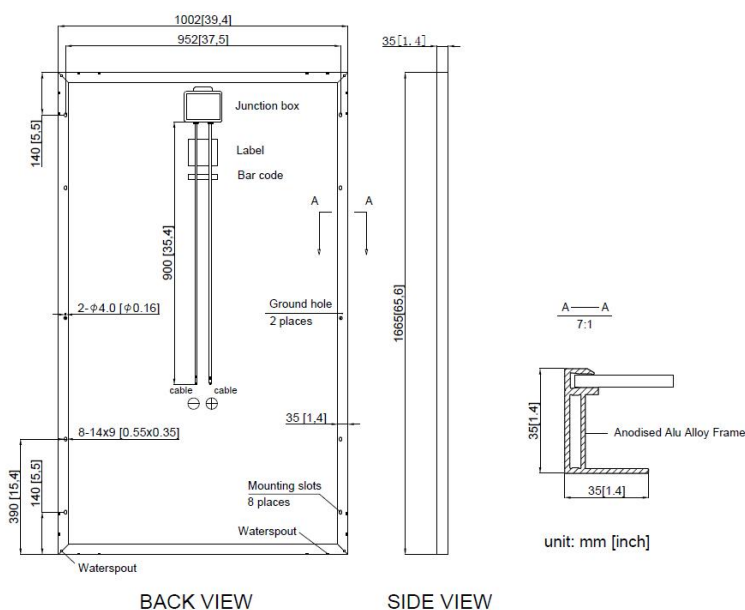
Mechanical Data

Solar Cells	Mono 158.75mm × 158.75mm
Number of Cells	60Cells (6 × 10)
Module Dimensions	1665mm × 1002mm × 35mm
Weight	19.0kg

Temperature Coefficient

Power Tolerance	0 ~ +3%
Temperature Coefficient of Pmax	-0.41 %/°C
Temperature Coefficient of Voc	-0.32 %/°C
Temperature Coefficient of Isc	0.058 %/°C
NOTC	(45 ± 2) °C

Mechanical Diagrams

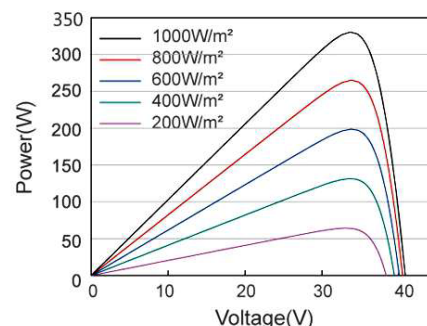
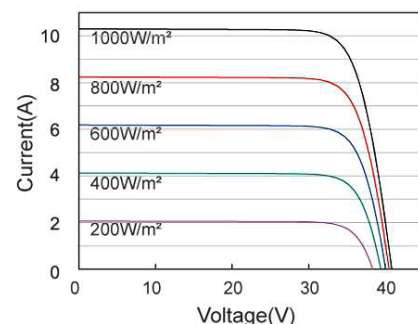


Operating Conditions

Max. System Voltage	1500VDC (IEC)
Max. System Fuse Rating	15A
Operating Temperature	-40 ~ +85°C
Max. Static Load, Front (Snow)	5400Pa
Max. Static Load, Back (Wind)	2400Pa

IV Curves

Current-Voltage & Power-Voltage Curves (330W)



Electrical Parameters at STC

Module type	CLM-330M-60 Series			
Rated Maximum Power (Pmax/W)	320	325	330	335
Maximum Power Voltage (Vmp/V)	33.4	33.6	33.8	34.0
Open-circuit Voltage (Voc/V)	40.9	41.1	41.3	41.5
Maximum Power Current (Imp/A)	9.59	9.68	9.77	9.87
Short-circuit Current (Isc/A)	10.15	10.20	10.31	10.36
Module Efficiency (%)	19.18	19.48	19.78	20.08

STC: Irradiance 1000W/m, Cell Temperature 25°C, AM = 1.5

Packaging Configuration

Pieces Per Pallet: 66 | Pallets Per 40HQ: 14 | Pieces Per 40HQ: 924