

**For a Free Quote:**

Web: **EnergyPal.com/solar**

Call: **1-800-990-3725**

Email: **contact@energypal.com**

# **EnergyPal**

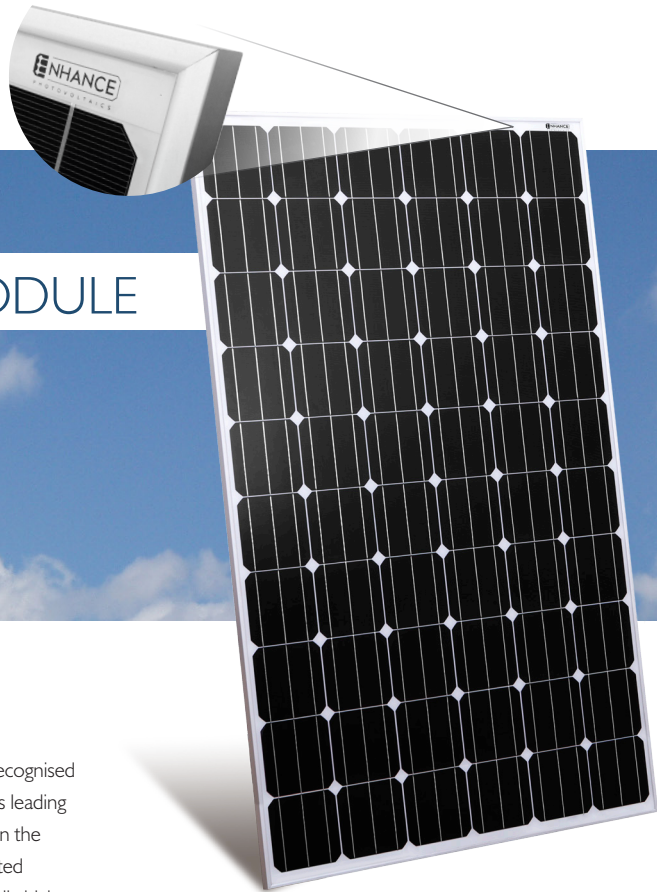
## **Solar Panel Guide Specification Data Sheet**

### **Enhance Photovoltaics**

**POWER 60 - M**

**EP-265 P60-M**

Also available on the web at  
[EnergyPal.com/enhance-photovoltaics-solar-panels/ep-265-p60-m](http://EnergyPal.com/enhance-photovoltaics-solar-panels/ep-265-p60-m)



# MONOCRYSTALLINE MODULE

## POWER 60 - M



### Made in Japan

Enhance Photovoltaic Modules surpass all international recognised quality standards and are produced by one of the world's leading fully vertical integrated photovoltaic module producers on the world's most advanced European produced fully automated robotic production lines, this process ensures exceptionally high quality, reliability and performance, even in low light conditions.



### High Cell Efficiency

Cell efficiency up to 19.06% achieved through advanced cell technology and manufacturing capabilities.



### Extended wind & snow load tests

Module certified to withstand extreme wind and snow loads (5400 Pascal).



### Positive tolerance

Positive tolerance of up to 3% delivers higher outputs.



### PV-Cycle

Green Handling over PV-Cycle.



### Excellent weak light performance

Excellent performance under low light conditions.



### Anti-PID

Potential Induced Degradation Test Certified according to IEC 62804.



### Corrosive Resistant

Robust design & materials ensures reliability whilst operating under the most extreme conditions such as marine or farming environments.



### Warranty / PowerGuard

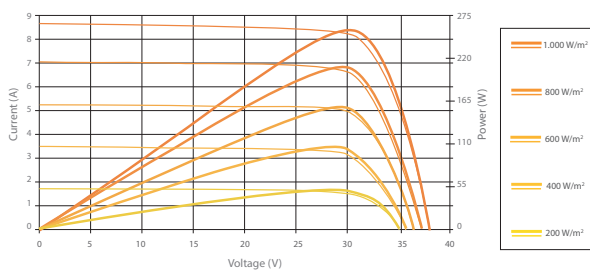
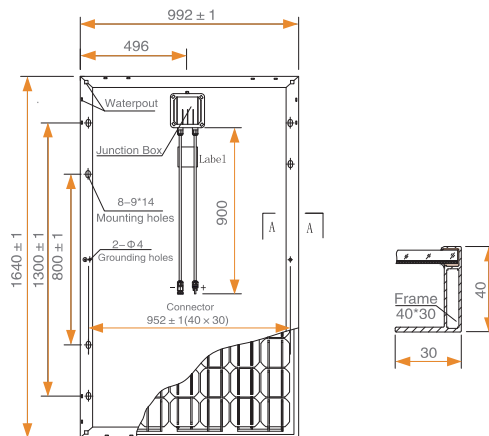
By choosing highly efficient Enhance Photovoltaic Modules you are taking no risks, a fully bankable module with a market leading 10 year insurance backed product warranty with a 25 year linear performance warranty ensures total peace of mind for generations to come despite working under extreme climatic conditions.

Guaranteed 25 year linear performance. Min 97% after the first year, afterwards Max 0.7% reduction p.a up to 25 years.



Electrical Data		EP-245 P60-M	EP-250 P60-M	EP-255 P60-M	EP-260 P60-M	EP-265 P60-M
Nominal Power Watt $P_{max}$	$W_p$	245	250	255	260	265
Power Output Tolerance $P_{max}$	%	0 ~ +3	0 ~ +3	0 ~ +3	0 ~ +3	0 ~ +3
Maximum Power Voltage $V_{mpp}$	V	30.40	30.50	30.60	30.72	30.84
Maximum Power Current $I_{mpp}$	A	8.07	8.20	8.33	8.46	8.59
Open Circuit Voltage $V_{oc}$	V	38.10	38.20	38.30	38.40	38.50
Short Circuit Current $I_{sc}$	A	8.59	8.71	8.85	8.95	9.07
Module Efficiency $\eta_m$	%	15.06	15.37	15.67	15.98	16.29
Cell Efficiency $\eta_c$	%	17.47	17.87	18.26	18.66	19.06

Mechanical Data	
Solar Cells	Mono 156 x 156 mm
Cell Orientation	60 (6 x 10)
Module Dimensions	1640 x 992 x 40 mm
Weight	19.5kg
Glass	High transparency, low Iron, AR-coating, tempered glass 3.2 mm
Frame	Anodized Aluminium alloy. Frame and backside in alu
Junction Box	$\geq$ IP 65
Cables/Connector	4 mm <sup>2</sup> , 900 mm, MC4-compatible
Number of Diodes	3/6
Modules per Box	26 pcs. (40mm)
Modules per 40' Container	728 pcs. (40mm)



Temperature Ratings & Working Conditions	
Nominal Operating Cell Temperature	45 °C (±2 °C)
Temperature Coefficient of $P_{mpp}$	-0.42 %/K
Temperature Coefficient of $V_{oc}$	-0.29 %/K
Temperature Coefficient of $I_{sc}$	0.04 %/K
Maximum System Voltage	1000 V DC (TÜV)
Operating Temperature	from -40 to +85 °C
Maximum Series Fuse	15A
Maximum Load (Snow/Wind)	5400 Pa / 2400 Pa

<sup>1</sup> Measurement Tolerance STC: ± 3% ( $P_{max}$ ), ± 10% ( $V_{max}$ ,  $I_{mpp}$ ,  $V_{oc}$ ,  $I_{sc}$ ), Values at Standard Test Conditions STC (Air Mass AM 1.5, Irradiance 1000 W/m<sup>2</sup>, Cell Temperature 25 °C)  
 Remark: Please read safety and installation instructions before using the product | Subject to change without prior notice © ENHANCE PHOTOVOLTAICS 2014

