

**For a Free Quote:**

Web: [EnergyPal.com/solar](http://EnergyPal.com/solar)

Call: 1-800-990-3725

Email: [contact@energypal.com](mailto:contact@energypal.com)

# EnergyPal


## **Solar Panel Guide Specification Data Sheet**

**Eoply New Energy Technology Co., Ltd.  
EOPLLY 156P / 60 (250W-275W)  
EP156P/60-270W**

Also available on the web at  
[EnergyPal.com/eoply-new-energy-technology-co-ltd-solar-panels/ep156p-60-270w](http://EnergyPal.com/eoply-new-energy-technology-co-ltd-solar-panels/ep156p-60-270w)

# EOPLLY 156P / 60 (235W-260W)

Polycrystalline Silicon Solar Module

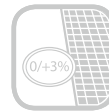


EOPLLY 156 Polycrystalline series solar modules are made of 60 pcs 156x156mm Polycrystalline solar cells in series with high efficiency, high transmission rate and low iron tempered glass, anti-aging EVA, flame resistant back sheet and anodized aluminum alloy. Eoply modules are built to high quality standards (86 control points) offering a long service life, are easy to install and demonstrate high wind and hail impact resistance.

## FEATURES AND BENEFITS




Member of PV CYCLE



Power tolerance 0/+3%  
Three bypass diodes



High efficiency  
Outstanding low-light performance thanks to anti-reflective glass



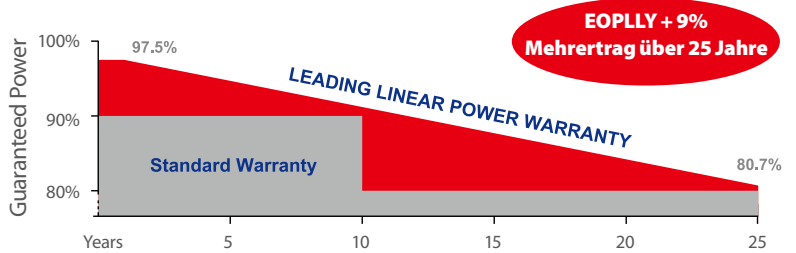
Pass 5400 Pa Pressure Test



Power warranties:  
25 year linear



10 years product guarantee



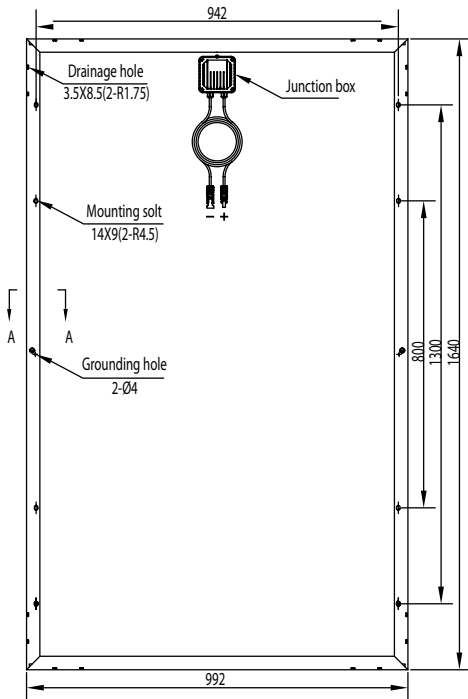
EOPLLY's Linear Power Warranty guarantees 97.5% at Year 1 and 80.7% at Year 25 with no greater than 0.7% per year loss. EOPLLY guarantees more electricity production over 25 years than standard warranties. Our 10 years materials and workmanship warranty is a guarantee of quality and long lifetime.



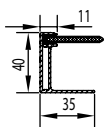
# EOPPLY 156P / 60 (235W-260W)

## Polycrystalline Silicon Solar Module

ALL DIMENSIONS IN mm



Section A-A



ELECTRICAL DATA @STC	EP156P/ 60-235W	EP156P/ 60-240W	EP156P/ 60-245W	EP156P/ 60-250W	EP156P/ 60-255W	EP156P/ 60-260W
Rated Maximum Power (Watts)	235	240	245	250	255	260
Power Output Tolerance-Pmax (%)	0/+3	0/+3	0/+3	0/+3	0/+3	0/+3
Maximum Power Voltage (V dc)	30.29	30.54	31.02	31.32	31.56	31.80
Maximum Power Current (A dc)	7.792	7.900	7.960	8.000	8.100	8.201
Open Circuit Voltage (V dc)	36.72	37.02	37.38	37.56	37.68	37.80
Short Circuit Current (A dc)	8.644	8.681	8.747	8.791	8.901	9.012
Module Efficiency	14.44%	14.75%	15.06%	15.37%	15.67%	15.98%

Values at Standard Test Conditions STC (Air Mass AM1.5, Irradiance 1000W/m<sup>2</sup>, Cell Temperature 25°C)

ELECTRICAL DATA @NOCT	EP156P/ 60-235W	EP156P/ 60-240W	EP156P/ 60-245W	EP156P/ 60-250W	EP156P/ 60-255W	EP156P/ 60-260W
Maximum Power (W)	170.7	174.7	179.0	182.1	186.2	190.5
Maximum Power Voltage (V dc)	27.62	27.89	28.37	28.73	28.99	29.29
Maximum Power Current (A dc)	6.183	6.262	6.315	6.348	6.424	6.511
Open Circuit Voltage (V dc)	33.58	33.87	34.24	34.47	34.63	34.83
Short Circuit Current (A dc)	7.007	7.031	7.081	7.113	7.210	7.307

Values at noct: Irradiance at 800W/m<sup>2</sup>, Ambient Temperature 20°C, Wind Speed 1m/s.

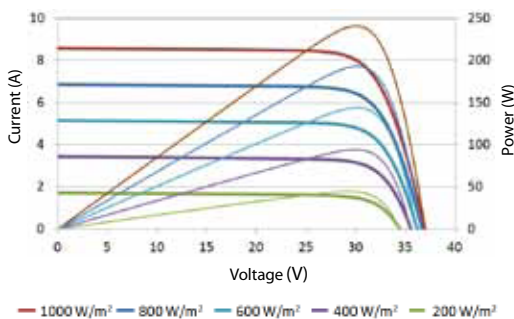
### TEMPERATURE RATINGS

Nominal Operating Cell Temperature (NOCT)	46±2°C
Short-circuit current temperature coefficient (%/°C)	0.06
Open-circuit Voltage temperature coefficient (%/°C)	-0.35
Peak power temperature coefficient (%/°C)	-0.48

### MAXIMUM RATINGS

Operational Temperature	-40~+85°C
Maximum System Voltage	1000V DC(IEC) 600V DC(UL)
Max Series Fuse Rating	15A

### Current - Voltage curve at various light levels (156P/60)



Ave. efficiency reduction of <4.5% at 200W/m<sup>2</sup> according to IEC 60904-1:2006

### MECHANICAL DATA

Solar Cells	Polycrystalline silicon solar cell 156x156mm
Cell Orientation	60 (6x10)
Module Dimension	1640 × 992 × 40mm
Weight	18.8kg
Glass	3.2mm tempered glass
Frame	Anodized aluminum alloy
Junction Box	IP67

