

**For a Free Quote:**

**Web: [EnergyPal.com/solar](http://EnergyPal.com/solar)**

**Call: 1-800-990-3725**

**Email: [contact@energypal.com](mailto:contact@energypal.com)**

# **EnergyPal**

## **Solar Panel Guide Specification Data Sheet**

**EverExceed Industrial Co., Ltd**

**ESM165S-156**

**ESM165S-156**

Also available on the web at  
[EnergyPal.com/everexceed-industrial-co-ltd-solar-panels/esm165s-156](http://EnergyPal.com/everexceed-industrial-co-ltd-solar-panels/esm165s-156)

WE MAKE SOLAR ENERGY MORE EFFICIENT AND SIMPLE!

**EverExceed**<sup>®</sup>  
power your applications

## ESM165S-156

### MONOCRYSTALLINE SOLAR MODULE



High module conversion efficiency through superior, manufacturing technology




Easy installation and handling for various applications



Entire module certified to withstand high wind loads (2400 Pa) and snow loads (5400 Pa)



ISO9001, OHSAS18001, ISO14001



An EverExceed high-power residential solar module is an aesthetic addition to most roofs

#### ENGINEERING EXCELLENCE

The perfect combination of high performance and design

#### ADVANCED AESTHETICS

Has an elegant appearance that blends beautifully with your home roof line

#### DURABLE

Provides long life and enhanced cell performance

#### HIGH PERFORMANCE

Uses advanced surface texturing to improve efficiency



EverExceed PV modules offer BTS-leading performance for a variety of applications

#### Power your application

When you choose EverExceed, you get more well-engineered products, you also get our proven reliability, outstanding customer service and the assurance of our 25-year limited warranty

## 165 Watt

### Electrical Characteristics

Type of Cell	Monocrystalline silicon
Cell Size(mm)	156x156mm
Module Efficiency	16.64%
Cell Configuration	36(4x9)
Size of module (mm)	1480x670x30mm
Weight per piece (Kg)	10.2Kg
Maximum power (Wp)	165W
Maximum power voltage (V)	19V
Maximum power current (A)	8.68A
Open circuit voltage (V)	23.1V
Short circuit current (A)	9.17A
Tolerance of Pmax	0~+5W

### Standard Operating Conditions

Maximum system voltage (V)	1000V
Temperature coefficients of Isc (%)	0.05%/°C
Temperature coefficients of Voc (%)	-0.31%/°C
Temperature coefficients of Pm (%)	-0.41%/°C
NOCT(°C)	45°C±2°C
Temperature range	-40°C to +85°C
Surface maximum load capacity	60m/s (200kg/sq.m)
Series fuse rating	15A

### Other Characteristics

Junction box type	Ip65 rated
Connectors and cables type	4mm <sup>2</sup>
Length of cables (mm)	750mm
Frame (material, corners, etc.)	Anodized aluminum alloy
Glass	High transmissivity low-iron 3.2 mm toughened glass
FF (%)	≥ 77.9%

### QUALIFICATIONS



IEC 61215 IEC 61730 RoHS



10 years material and workmanship guarantee

95% power output guarantee for 5 years  
90% power output guarantee for 10 years  
80% power output guarantee for 25 years

EverExceed will not accept responsibility for damage caused to other equipment

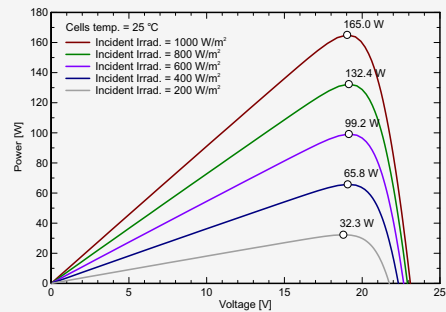
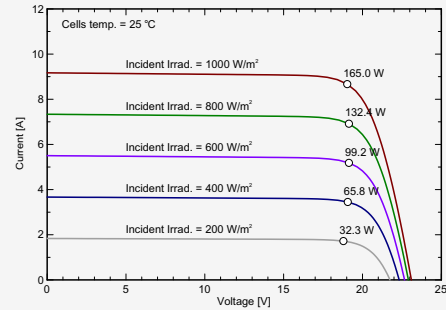
Contact EverExceed to receive our latest product information

**5-year**  
**95%** power output

**10-year**  
**90%** power output

**25-year**  
**80%** power output

### Characteristics(Module I-V Graph 165W)



STC: Irradiance 1000W/m<sup>2</sup>, Module temperature 25°C, AM1.5 spectrum.

### Dimension

