

For a Free Quote:

Web: EnergyPal.com/solar

Call: 1-800-990-3725

Email: contact@energypal.com

EnergyPal

Solar Panel Guide Specification Data Sheet

EverExceed Industrial Co., Ltd

ESM325-156

ESM325-156

Also available on the web at
EnergyPal.com/everexceed-industrial-co-ltd-solar-panels/esm325-156

WE MAKE SOLAR ENERGY MORE EFFICIENT AND SIMPLE!

EverExceed[®]
power your applications

ESM325-156

POLYCRYSTALLINE SOLAR MODULE



High module conversion efficiency, through superior manufacturing technology




Easy installation and handling for various applications



Entire module certified to withstand high wind loads (2400 Pa) and snow loads (5400 Pa)



ISO9001, OHSAS18001, ISO14001



An EverExceed high-power residential solar module is an aesthetic addition to most roofs

ENGINEERING EXCELLENCE

The perfect combination of high performance and design

ADVANCED AESTHETICS

Has an elegant appearance that blends beautifully with your home roof line

DURABLE

Provides long life and enhanced cell performance

HIGH PERFORMANCE

Uses advanced surface texturing to improve efficiency



EverExceed PV modules offer best-in-class performance for a variety of applications

Power your application

When you choose EverExceed, you get more well-engineered products, you also get our proven reliability, outstanding customer service and the assurance of our 25-year limited warranty

325 Watt

Electrical Characteristics

Type of Cell	Polycrystalline silicon
Cell Size(mm)	156x156mm
Module Efficiency	16.75%
Cell Configuration	72(6x12)
Size of module (mm)	1956x992x35mm
Weight per piece (Kg)	21Kg
Maximum power (Wp)	325W
Maximum power voltage (V)	37.8V
Maximum power current (A)	8.6A
Open circuit voltage (V)	45.8V
Short circuit current (A)	9.05A
Tolerance of Pmax	0~+5W

Standard Operating Conditions

Maximum system voltage (V)	1000V
Temperature coefficients of Isc (%)	0.053%/°C
Temperature coefficients of Voc (%)	-0.33%/°C
Temperature coefficients of Pm (%)	-0.42%/°C
NOCT(°C)	45°C±2°C
Temperature range	-40°C to +85°C
Surface maximum load capacity	60m/s (200kg/sq.m)
Series fuse rating	15A

Other Characteristics

Junction box type	Ip67 rated
Connectors and cables type	4mm ²
Length of cables (mm)	900mm
Frame (material, corners, etc.)	Anodized aluminum alloy
Glass	High transmissivity low-iron 3.2 mm toughened glass
FF (%)	≥ 78.43%

QUALIFICATIONS



IEC 61215 IEC 61730 RoHS



10 years material and workmanship guarantee

95% power output guarantee for 5 years
90% power output guarantee for 10 years
80% power output guarantee for 25 years

EverExceed will not accept responsibility for damage caused to other equipment

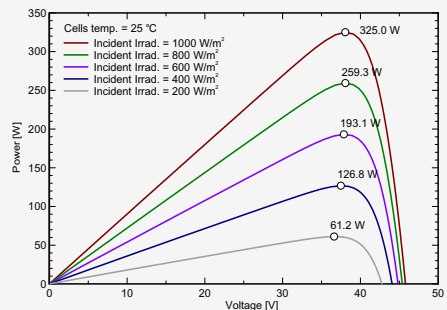
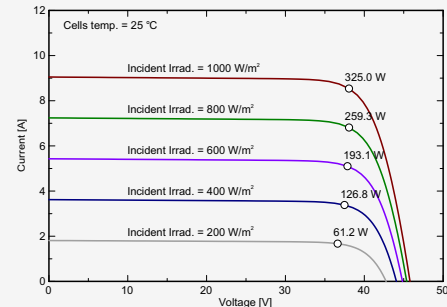
Contact EverExceed to receive our latest product information

5-year
95% power output

10-year
90% power output

25-year
80% power output

Characteristics (Module I-V Graph 325W)



STC: Irradiance 1000W/m², Module temperature 25°C, AM1.5 spectrum.

Dimension

