

For a Free Quote:

Web: EnergyPal.com/solar

Call: 1-800-990-3725

Email: contact@energypal.com

EnergyPal

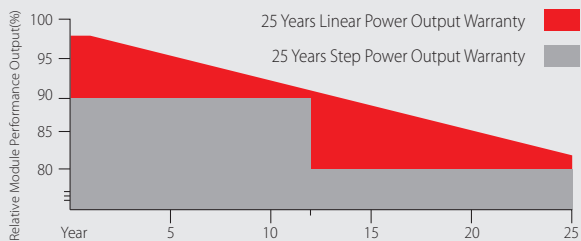

Solar Panel Guide Specification Data Sheet

**Einnova Solarline, China Jiangsu International
Group
ESP 260-285
ESP 280**

Also available on the web at
EnergyPal.com/einnova-solarline-china-jiangsu-international-group-solar-panels/esp-280

Einnova Solarline

invented for solar



Poly crystalline Solar Module

ESP 260/265/270/275/280/285

FEATURES

- Excellent module efficiency up to 17.5% by using high efficient polycrystalline solar cells 156x156mm
- Outstanding performance at low irradiance above 96.3%
- Heavy snow load up to 5400 Pa and wind load up to 3800Pa
- IP65 or 67 junction box is available for long term weather endurance
- Salt mist, ammonia and blowing sand resistance, apply to seaside, farm and desert areas
- Positive power tolerance up to 5w
- Selective materials and rigid process effectively control Potential Induced Degradation (PID)
- Total quality control and complete traceability of Material by Shop Floor Control (SFC)

WARRANTY

- 12 Years Product Workmanship Warranty
- 12 Years Minimum 90% Power Output
- 25 Years Minimum 80% Power Output

China Jiangsu
International Group Ltd.

5 West Beijing Road,
Nanjing, 210008, China

+86-(0)25-84792033
+86-(0)25-84705923

info@einnova-solarline.com
www.einnova-solarline.com

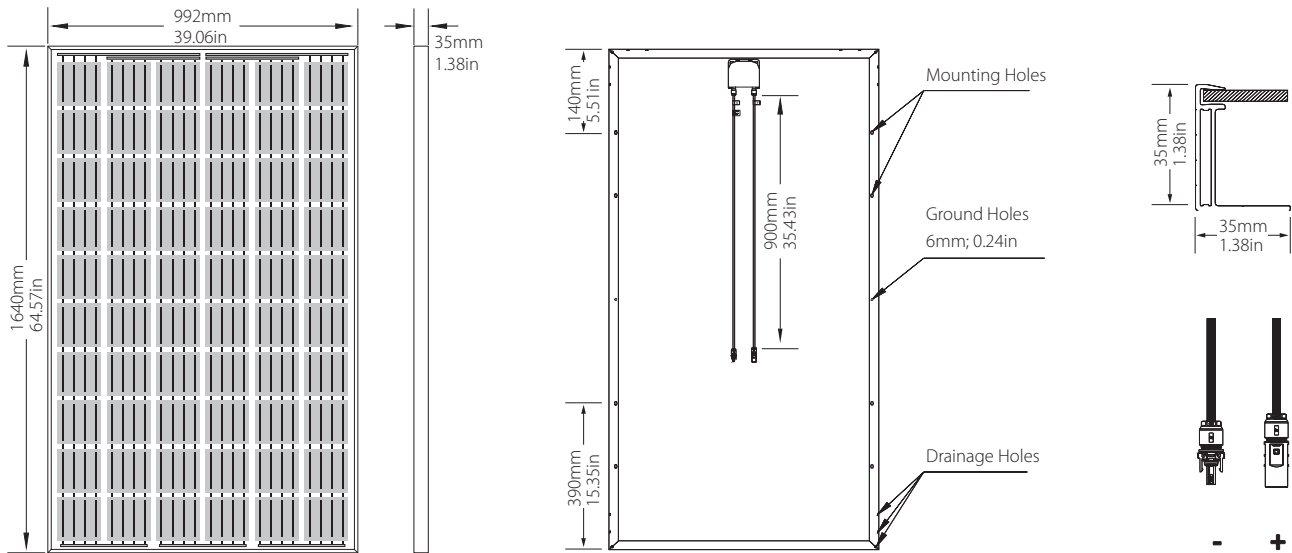
EN

The specifications are subject to change without prior notice.

Poly crystalline Solar Module

ESP 260/265/270/275/280/285

Einnova Solarline
invented for solar



Electrical Specification

Model Type	Unit	ESP 260	ESP 265	ESP 270	ESP 275	ESP 280	ESP 285
Maximum Power (Pmax)	W	260	265	270	275	280	285
Module Efficiency	%	16.0	16.3	16.6	16.9	17.2	17.5
Open Circuit Voltage (Voc)	V	37.7	37.8	37.9	38.1	38.2	38.3
Short Circuit Current (Isc)	A	9.07	9.24	9.31	9.38	9.45	9.49
Maximum Power Voltage (Vmp)	V	30.6	30.7	31.0	31.2	31.4	31.5
Maximum Power Current (Imp)	A	8.50	8.64	8.71	8.82	8.92	9.05
Maximum System Voltage	V	1000 (TUV) / 600 (UL)					
Maximum Series Fuse Rating	A	15					
Power Tolerance		0~+5W					

Standard Test Conditions (STC) of irradiance of 1000 W/m², spectrum AM 1.5 and cell temperature of 25°C.

The NOCT is obtained under the Test Conditions: 800W/m², 20°C ambient temperature, AM 1.5 Spectrum, 1m/s wind speed.

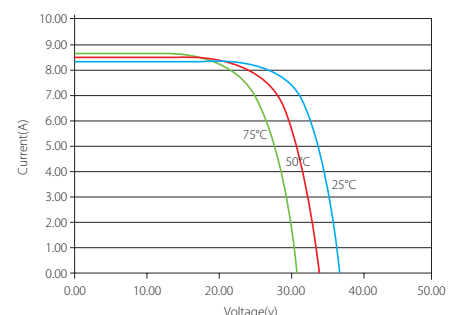
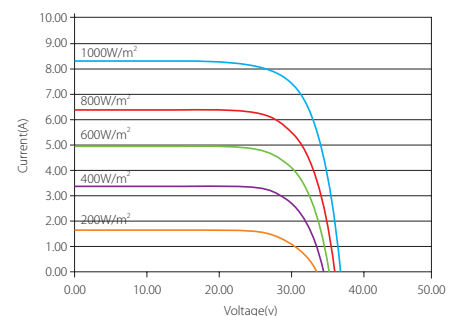
Mechanical Specification

Module Dimension (mm)	1640 × 992 × 35
Cell Dimension (mm)	156 × 156
Number of Cell	60 (6 × 10)
Glass Thickness (mm)	3.2
Weight (kgs)	17.5
Maximum Load (TUV) (Pascal)	5400
Junction Box and Cable connector	IP65 or IP 67 rated; MC4 compatible

Temperature Characteristics

Nominal Operating Cell Temperature (NOCT)	45 +/- 2 °C
Temperature Coefficient (Pmax)	-0.41% / °C
Temperature Coefficient (Voc)	-0.32% / °C
Temperature Coefficient (Isc)	0.05% / °C
Operating Temperature	-40~85 °C

IV CURVE



The specifications are subject to change without prior notice.