

For a Free Quote:

Web: EnergyPal.com/solar

Call: 1-800-990-3725

Email: contact@energypal.com

EnergyPal

Solar Panel Guide Specification Data Sheet

Topraysol Group Co., Ltd.

FS320-340P6-72P

FS335P6-72P

Also available on the web at
EnergyPal.com/topraysol-group-co-ltd-solar-panels/fs335p6-72p

Recommended For



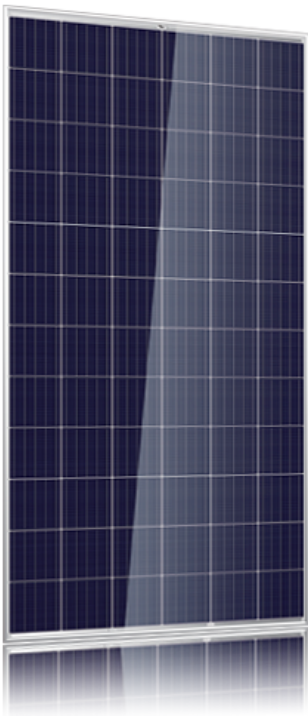
Residential roof



Commercial roof



Mounted ground



Highest Module Conversion Efficiency 17.50%

Through superior cell technology and leading manufacturing capability



Easy Installation and Handling

With perfect compatibility to industry standard inverters and mounting systems



Excellent Weak Light Performance

Excellent performance under low light environments



Withstand High Wind and Snow Loads

Entire module withstand strong wind-pressure(2400Pa) and snow load(5400Pa)



Authoritative PV Standards

Conform with PV standards: IEC61215, IEC61730, MCS and UL1703



QC System: ISO9001

Processes comply with ISO9001 ensures Zero Defect

Warranties

10 years

Manufacturing warranty

12 years

90% output power warranty

25 years

80% output power warranty



Qualifications & Certificates

CE, UL 1703, IEC 61215, IEC 61730, MCS, CEC Australia, PV CYCLE, ISO 9001, ISO 14001, RoHS



POLY 320-340 Watt PLUS

Electrical Data at STC	FS320P6-72P	FS325P6-72P	FS330P6-72P	FS335P6-72P	FS340P6-72P
Maximum Power (Pmax)	320W	325W	330W	335W	340W
Power Tolerance	0 to 5W				
Efficiency of Cell	16.5%	16.7%	17.0%	17.2%	17.5%
Optimum Operation Current (Imp)	8.63A	8.73A	8.83A	8.91A	8.99A
Optimum Operation of Voltage (Vmp)	37.1V	37.20V	37.4V	37.6V	37.8V
Short Circuit Current (Isc)	9.15A	9.19A	9.28A	9.35A	9.42A
Open Circuit Voltage (Voc)	45.5V	45.6V	45.8V	46.0V	46.2V

Values at Standard Test Conditions STC (Air mass AM1.5, Irradiance 1000W/m², Cell Temperature 25°C)

Thermal Characteristic

Nominal operating cell temperature (NOCT)	45±2°C
Temperature coefficient of Pmax	-0.41%/°C
Temperature coefficient of Voc	-0.31%/°C
Temperature coefficient of Isc	0.06%/°C

Operating Conditions

Max. system voltage	1000VDC (IEC), 1000VDC (UL)
Max. series fuse rating	15A
Operating temperature range	-40 to 85°C
Max. static load, front (e.g., snow and wind)	5400Pa
Max. static load, back (e.g., wind)	2400Pa
Max. hailstone impact (diameter/velocity)	25mm/23m/s

Construction Materials

Front cover (material/type/thickness)	low-iron tempered glass/3.2mm
Cell (quantity/material/type/dimensions)	72/polyocrystalline/156mm×156mm
Encapsulant (material)	ethylene vinyl acetate (EVA)
Frame (material/color/anodization color)	anodization aluminum alloy/silver/clear
Junction box (protection degree)	TUV certified/IP65
Cable (length/cross-sectional area)	900m/4.0mm ²
Plug connector (type/protection degree)	MC4/IP67
Number of bypass diodes	6 pieces

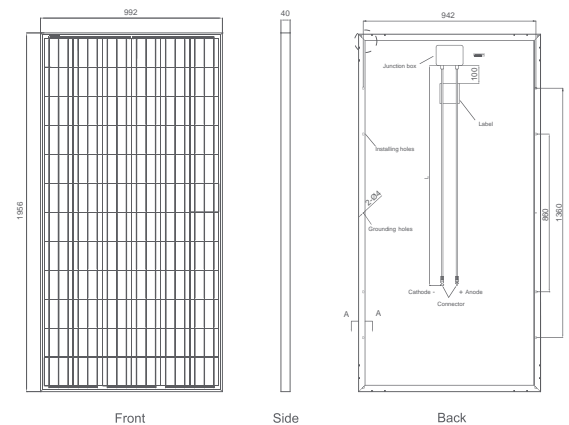
General Characteristics

Dimensions (L/W/H)	1956mm×992mm×40mm
Weight	26±0.5kgs

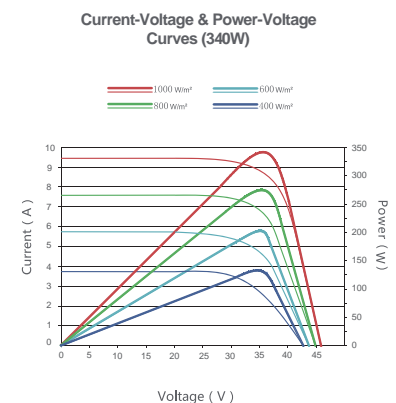
Packaging Specifications

Container	20'GP	40'GP	40'HQ
Number (modules×pallets)	22×10	22×22	28×22

Dimensions of Module



I-V Curves of Module



Distributor informations: