

For a Free Quote:

Web: **EnergyPal.com/solar**

Call: **1-800-990-3725**

Email: **contact@energypal.com**



**Solar Panel Guide
Specification Data Sheet**


Full Solar Co., Ltd.

FY1-100-130M

FY1-125M

Also available on the web at
EnergyPal.com/full-solar-co-ltd-solar-panels/fy1-125m

Mono-Crystalline Solar PV Module 36 Cells Series



Performance

- Water resistant junction box with bybass diode and high strength polymer sheet on module's rear ensures module is sealed from moisture and mechanical damage
- High transmissivity low-iron toughened glass
- Excellent week light performance
- Unique drainage hole design and aluminum frame

Quality and Reliability

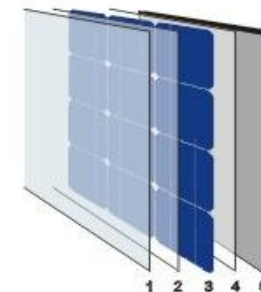
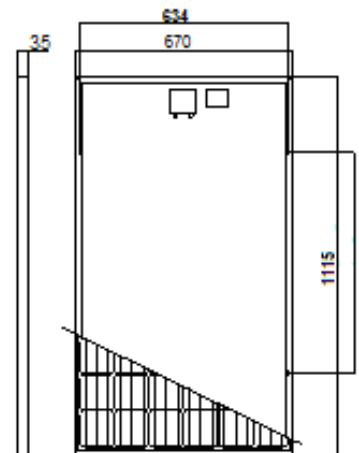
- Superior reliability with guaranteed +/-3% power output tolerance
- 10 years warranty on materials and workmanship,
- 25 years linear power warranty, 97% in the first year, 91% in 10th year, and ending with 80% in 25th year
- Cells are individually tested, characterized and modulated prior to interconnection
- Test and produce standard: IEC61215, IEC61730, ISO 9001:2008, ISO14001:2004, OHSAS18001:2007, TIS18001:2011, TIS1843:2553, TIS2580:2555

Electrical Characteristics

Specification	FY1-100M	FY1-105M	FY1-110M	FY1-115M	FY1-120M	FY1-125M	FY1-130M
Rating power at STC (Wp)	100W	105W	110W	115W	120W	125W	130W
Open circuit voltage (Voc)	22.1V	22.2V	22.4V	22.6V	22.8V	23.0V	23.1V
Short circuit current (Isc)	6.01A	6.20A	6.39A	6.62A	6.67A	6.84A	7.00A
Rated voltage (Vm)	17.5V	17.6V	17.8V	17.9V	18.4V	18.7V	19.0V
Rated current (Im)	5.71A	5.96A	6.17A	6.42A	6.52A	6.68A	6.84A
Module efficiency (%)	13.39%	14.06%	14.72%	15.39%	16.06%	16.73%	17.40%
Power tolerance	±3%						
Temperature coefficient of Pm	-0.47%/K						
Temperature coefficient of Isc	+0.038%/K						
Temperature coefficient of Voc	-0.34%/K						
Maximum system voltage	DC600v (UL) / DC1000V (IEC)						
All technical data at STC: AM1.5; 1000W/m ² ; 25°C							

Mechanical Characteristics

Solar Cell	Monocrystalline
No. of cells	36 (4X9)
Nominal Operating Cell Temperature (NOCT)	46 ± 2 °C
Operation temperature	From -40 to + 85°C
Typical Application	12V DC
Max series fuse rating	10A
Max wind resistance	2400Pa
Surface max. load capacity	5400Pa
Weight	8.5kg
Dimension	1115X670X35MM



1. Tempered glass
2. EVA
3. Cells
4. EVA
5. Back sheet