

For a Free Quote:

Web: EnergyPal.com/solar

Call: 1-800-990-3725

Email: contact@energypal.com

EnergyPal

Solar Panel Guide Specification Data Sheet

IREX Energy Joint Stock Company

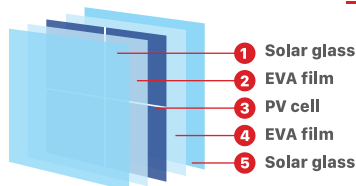

IR265P-305P-60DG

IR275P-60DG

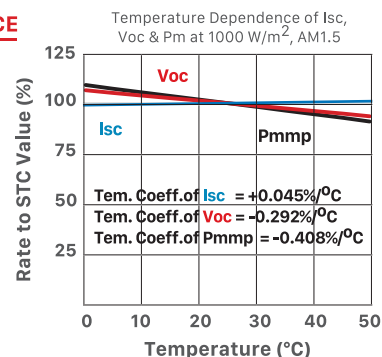
Also available on the web at
EnergyPal.com/irex-energy-joint-stock-company-solar-panels/ir275p-60dg

156 SERIES POLYCRYSTALLINE - DOUBLE GLASS

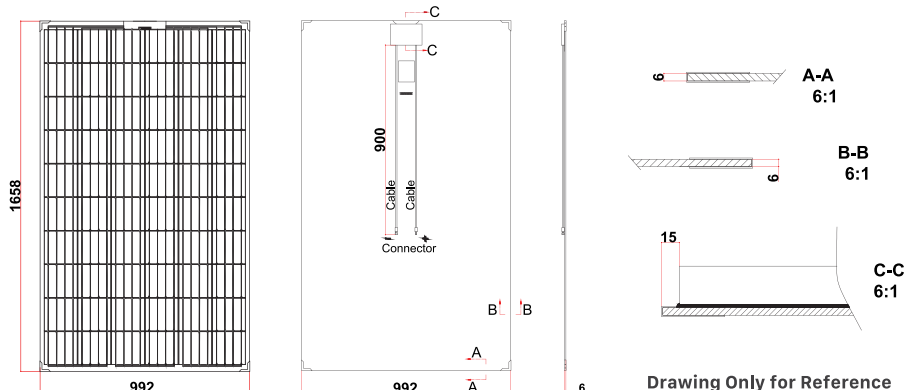
SOLAR MODULE: 265 W, 270 W, 275 W, 280 W, 285 W, 290 W, 295 W, 300 W, 305 W



PERFORMANCE



STRUCTURE



ELECTRICAL CHARACTERISTICS STC

	IR265P-60DG	IR270P-60DG	IR275P-60DG	IR280P-60DG	IR285P-60DG	IR290P-60DG	IR295P-60DG	IR300P-60DG	IR305P-60DG
Maximum Power (Pmax)	265 W	270 W	275 W	280 W	285 W	290 W	295 W	300 W	305 W
Power Tolerance	0 ~ 3%	0 ~ 3%	0 ~ 3%	0 ~ 3%	0 ~ 3%	0 ~ 3%	0 ~ 3%	0 ~ 3%	0 ~ 3%
Module Efficiency	16.1 %	16.4 %	16.7 %	17.0 %	17.3 %	17.6 %	17.9 %	18.2 %	18.5 %
Maximum Power Current (Imp)	8.49 A	8.61 A	8.73 A	8.86 A	8.98 A	9.09 A	9.18 A	9.28 A	9.33 A
Maximum Power Voltage (Vmp)	31.23 V	31.36 V	31.50 V	31.61 V	31.75 V	31.91 V	32.14 V	32.33 V	32.69 V
Short Circuit Current (Isc)	9.00 A	9.12 A	9.26 A	9.40 A	9.51 A	9.62 A	9.71 A	9.82 A	9.90 A
Open Circuit Voltage (Voc)	38.73 V	38.89 V	39.03 V	39.15 V	39.29 V	39.58 V	39.78 V	39.97 V	40.45 V

Values at Standard Test Conditions (STC: Air Mass AM 1.5, Irradiance 1000 W/m², Cell Temperature 25°C)

ELECTRICAL CHARACTERISTICS NOCT

	IR265P-60DG	IR270P-60DG	IR275P-60DG	IR280P-60DG	IR285P-60DG	IR290P-60DG	IR295P-60DG	IR300P-60DG	IR305P-60DG
Maximum Power (Pmax)	191.00 W	194.00 W	198.00 W	204.00 W	208.00 W	212.00 W	215.00 W	219.00 W	223.00 W
Maximum Power Current (Imp)	6.71 A	6.76 A	6.86 A	7.03 A	7.11 A	7.22 A	7.29 A	7.38 A	7.46 A
Maximum Power Voltage (Vmp)	28.47 V	28.71 V	28.87 V	29.02 V	29.26 V	29.37 V	29.51 V	29.68 V	29.90 V
Short Circuit Current (Isc)	7.20 A	7.26 A	7.36 A	7.51 A	7.60 A	7.72 A	7.78 A	7.86 A	7.94 A
Open Circuit Voltage (Voc)	35.63 V	35.93 V	36.06 V	36.24 V	36.38 V	36.58 V	36.75 V	36.92 V	37.28 V

Values at Nominal Operating Cell Temperature

(NOCT: Wind Velocity 1 m/s, Irradiance 800 W/m², Ambient Temperature 20°C)

MECHANICAL CHARACTERISTICS

Cell Type	156.75 x 156.75 mm Polycrystalline, 60(6x10) pcs in series
Front/Back	High Transmission, Low Iron, Tempered Glass
Frame	Frameless
Junction Box	Rated current ≥ 15 A, IP ≥ 67, TUV & UL, 3 diodes
Dimension	1658 x 992 x 6 mm
Output Cable	4 mm ² (EU)/12 AWG (US), 900 mm
Weight	20 kg
Installation hole Location	See Drawing Above

PACKING INFORMATION

Container	20' GP	40' GP	40' HQ
Pallets per Container	6	13	13
Pieces per Container	228	494	494

WORKING CONDITIONS

Operating Temperature	-40°C to +85°C
Maximum System Voltage	1500 VDC (IEC) / 1500 VDC (UL)
Maximum Series Fuse Rating	20 A (IEC) / 20 A (UL)
NOCT	45 ± 2
Application Class	Class A