

For a Free Quote:

Web: **EnergyPal.com/solar**

Call: **1-800-990-3725**

Email: **contact@energypal.com**

EnergyPal

Solar Panel Guide Specification Data Sheet

IREX Energy Joint Stock Company

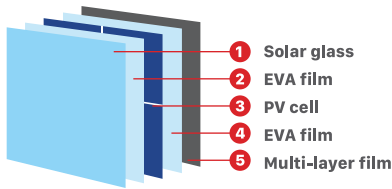
IR275M-315M-60

IR310M-60

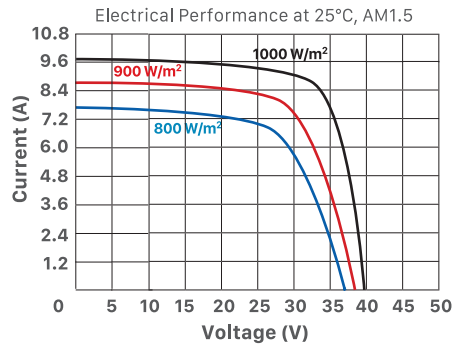
Also available on the web at
EnergyPal.com/irex-energy-joint-stock-company-solar-panels/ir310m-60

156 SERIES MONOCRYSTALLINE

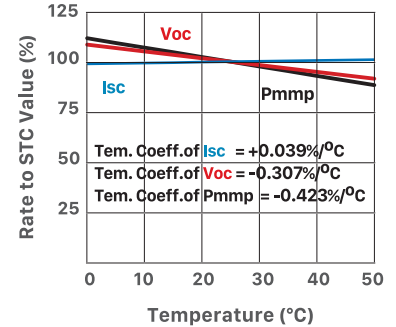
SOLAR MODULE: 275 W, 280 W, 285 W, 290 W, 295 W, 300 W, 305 W, 310 W, 315 W



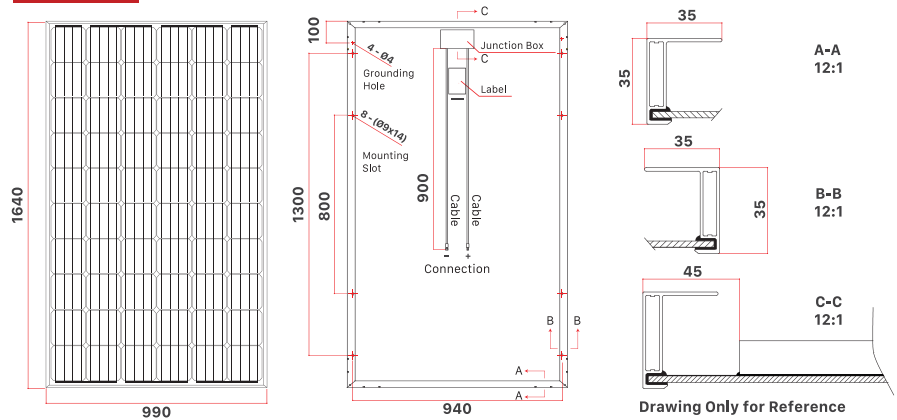
PERFORMANCE



Temperature Dependence of Isc, Voc & Pm at 1000 W/m², AM1.5



STRUCTURE



ELECTRICAL CHARACTERISTICS STC	IR275M-60	IR280M-60	IR285M-60	IR290M-60	IR295M-60	IR300M-60	IR305M-60	IR310M-60	IR315M-60
Maximum Power (Pmax)	275 W	280 W	285 W	290 W	295 W	300 W	305 W	310 W	315 W
Power Tolerance	0 ~ 3%	0 ~ 3%	0 ~ 3%	0 ~ 3%	0 ~ 3%	0 ~ 3%	0 ~ 3%	0 ~ 3%	0 ~ 3%
Module Efficiency	16.9%	17.3%	17.6%	17.9%	18.2%	18.5%	18.8%	19.1%	19.4%
Maximum Power Current (Imp)	8.72 A	8.83 A	8.89 A	9.01 A	9.14 A	9.26 A	9.33 A	9.38 A	9.45 A
Maximum Power Voltage (Vmp)	31.54 V	31.72 V	32.06 V	32.20 V	32.29 V	32.40 V	32.70 V	33.05 V	33.43 V
Short Circuit Current (Isc)	9.24 A	9.36 A	9.42 A	9.52 A	9.68 A	9.80 A	9.88 A	9.92 A	9.99 A
Open Circuit Voltage (Voc)	38.89 V	39.02 V	39.75 V	39.85 V	39.95 V	40.08 V	40.55 V	40.71 V	41.07 V

Values at Standard Test Conditions (STC: Air Mass AM 1.5, Irradiance 1000 W/m², Cell Temperature 25°C)

ELECTRICAL CHARACTERISTICS NOCT	IR275M-60	IR280M-60	IR285M-60	IR290M-60	IR295M-60	IR300M-60	IR305M-60	IR310M-60	IR315M-60
Maximum Power (Pmax)	201.00 W	204.00 W	208.00 W	212.00 W	215.00 W	219.00 W	223.00 W	226.00 W	230.00 W
Maximum Power Current (Imp)	6.92 A	6.96 A	7.06 A	7.16 A	7.24 A	7.34 A	7.38 A	7.41 A	7.46 A
Maximum Power Voltage (Vmp)	29.07 V	29.32 V	29.48 V	29.61 V	29.71 V	29.85 V	30.22 V	30.50 V	30.83 V
Short Circuit Current (Isc)	7.41 A	7.49 A	7.54 A	7.62 A	7.73 A	7.82 A	7.90 A	7.92 A	7.98 A
Open Circuit Voltage (Voc)	36.04 V	36.29 V	36.97 V	37.25 V	36.99 V	37.20 V	37.64 V	37.78 V	38.01 V

Values at Nominal Operating Cell Temperature (NOCT: Wind Speed 1m/s, Irradiance 800 W/m², Cell Temperature 45°C, Ambient Temperature 20°C)

MECHANICAL CHARACTERISTICS

Cell Type	156.75 x 156.75 mm Monocrystalline, 60 (6x10) pcs in series
Solar Glass	High Transmission, Low Iron, Tempered Glass with Anti Reflecting Coating
Frame	Anodized Aluminum Alloy type 6063 - T5
Junction Box	Rated current ≥ 15 A, IP ≥ 67, TUV & UL, 3 diodes
Dimension	1640 x 990 x 35 mm
Output Cable	4 mm² (EU)/12 AWG (US), 900 mm
Weight	19 kg
Installation hole Location	See Drawing Above

PACKING INFORMATION

Container	20' GP	40' GP	40' HQ
Pallets per Container	12	28	28
Pieces per Container	360	840	896

MAXIMUM RATINGS

Operating Temperature	-40°C to +85°C
Maximum System Voltage	1500 VDC (IEC) / 1500 VDC (UL)
Maximum Series Fuse Rating	20 A (IEC) / 20 A (UL)
Application Class	Class A