

**For a Free Quote:**

**Web: [EnergyPal.com/solar](http://EnergyPal.com/solar)**

**Call: 1-800-990-3725**

**Email: [contact@energypal.com](mailto:contact@energypal.com)**

# **EnergyPal**

## **Solar Panel Guide Specification Data Sheet**

**IREX Energy Joint Stock Company**

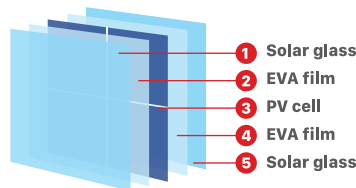
**IR340M-380M-72DG**

**IR360M-72DG**

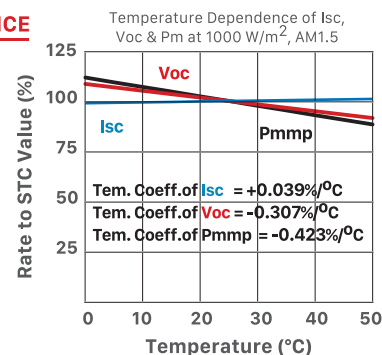
Also available on the web at  
[EnergyPal.com/irex-energy-joint-stock-company-solar-panels/ir360m-72dg](http://EnergyPal.com/irex-energy-joint-stock-company-solar-panels/ir360m-72dg)

# 156 SERIES MONOCRYSTALLINE - DOUBLE GLASS

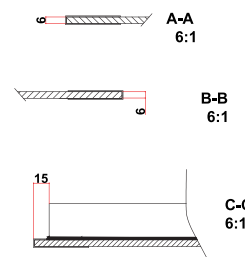
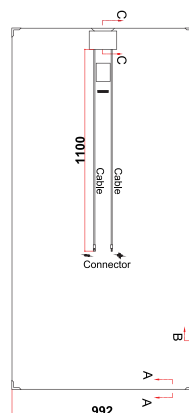

SOLAR MODULE: 340 W, 345 W, 350 W, 355 W, 360 W, 365 W, 370 W, 375 W, 380 W



## PERFORMANCE



## STRUCTURE



Drawing Only for Reference

ELECTRICAL CHARACTERISTICS STC	IR340M-72DG	IR345M-72DG	IR350M-72DG	IR355M-72DG	IR360M-72DG	IR365M-72DG	IR370M-72DG	IR375M-72DG	IR380M-72DG
Maximum Power (Pmax)	340 W	345 W	350 W	355 W	360 W	365 W	370 W	375 W	380 W
Power Tolerance	0 ~ 3%	0 ~ 3%	0 ~ 3%	0 ~ 3%	0 ~ 3%	0 ~ 3%	0 ~ 3%	0 ~ 3%	0 ~ 3%
Module Efficiency	17.4 %	17.7 %	17.9 %	18.2 %	18.4 %	18.7 %	19.0 %	19.2 %	19.5 %
Maximum Power Current (Imp)	8.93 A	9.04 A	9.18 A	9.25 A	9.34 A	9.40 A	9.45 A	9.48 A	9.52 A
Maximum Power Voltage (Vmp)	38.08 V	38.17 V	38.26 V	38.39 V	38.55 V	38.84 V	39.16 V	39.56 V	39.92 V
Short Circuit Current (Isc)	9.46 A	9.58 A	9.73 A	9.79 A	9.87 A	9.95 A	10.00 A	10.03 A	10.08 A
Open Circuit Voltage (Voc)	47.07 V	47.26 V	47.49 V	47.69 V	47.73 V	48.05 V	48.49 V	48.68 V	48.94 V

Values at Standard Test Conditions (STC: Air Mass AM 1.5, Irradiance 1000 W/m<sup>2</sup>, Cell Temperature 25°C)

ELECTRICAL CHARACTERISTICS NOCT	IR340M-72DG	IR345M-72DG	IR350M-72DG	IR355M-72DG	IR360M-72DG	IR365M-72DG	IR370M-72DG	IR375M-72DG	IR380M-72DG
Maximum Power (Pmax)	248.00 W	252.00 W	256.00 W	259.00 W	262.00 W	266.00 W	270.00 W	274.00 W	277.00 W
Maximum Power Current (Imp)	7.06 A	7.15 A	7.25 A	7.30 A	7.37 A	7.42 A	7.46 A	7.50 A	7.54 A
Maximum Power Voltage (Vmp)	35.15 V	35.27 V	35.39 V	35.49 V	35.56 V	35.85 V	36.20 V	36.53 V	36.74 V
Short Circuit Current (Isc)	7.57 A	7.63 A	7.78 A	7.81 A	7.88 A	7.95 A	8.00 A	8.03 A	8.06 A
Open Circuit Voltage (Voc)	43.56 V	43.78 V	43.98 V	44.25 V	44.42 V	44.64 V	45.03 V	45.14 V	45.36 V

Values at Nominal Operating Cell Temperature (NOCT: Wind Velocity 1 m/s, Irradiance 800 W/m<sup>2</sup>, Ambient Temperature 20°C)

## MECHANICAL CHARACTERISTICS

Cell Type	156.75 x 156.75 mm Monocrystalline, 72(6x12) pcs in series
Front/Back	High Transmission, Low Iron, Tempered Glass
Frame	Frameless
Junction Box	Rated current ≥ 15A, IP ≥ 67, TUV & UL, 3 diodes
Dimension	1968 x 992 x 6 mm
Output Cable	4 mm <sup>2</sup> (EU)/12 AWG (US), 1100 mm
Weight	23 kg
Installation hole Location	See Drawing Above

## PACKING INFORMATION

Container	20' GP	40' GP	40' HQ
Pallets per Container	5	11	11
Pieces per Container	190	418	418

## WORKING CONDITIONS

Operating Temperature	-40°C to +85°C
Maximum System Voltage	1500 VDC (IEC) / 1500 VDC (UL)
Maximum Series Fuse Rating	20 A (IEC) / 20 A (UL)
NOCT	45 ± 2
Application Class	Class A