

For a Free Quote:

Web: **EnergyPal.com/solar**

Call: **1-800-990-3725**

Email: **contact@energypal.com**

EnergyPal

Solar Panel Guide Specification Data Sheet

IREX Energy Joint Stock Company

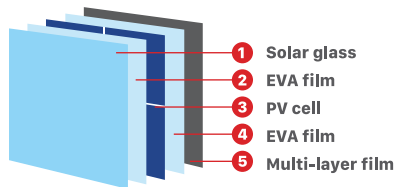
IR340M-380M-72

IR370M-72

Also available on the web at
EnergyPal.com/irex-energy-joint-stock-company-solar-panels/ir370m-72

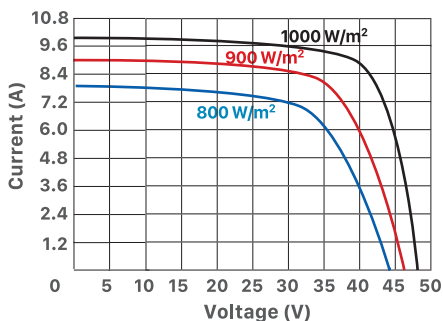
156 SERIES MONOCRYSTALLINE

SOLAR MODULE: 340 W, 345 W, 350 W, 355 W, 360 W, 365 W, 370 W, 375 W, 380 W

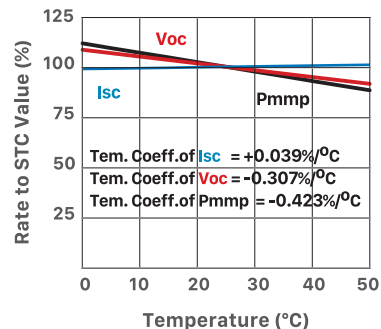


PERFORMANCE

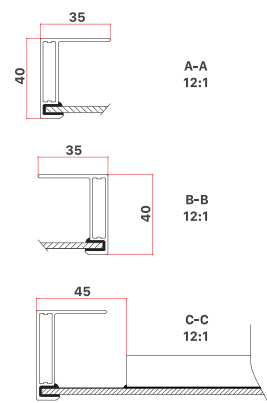
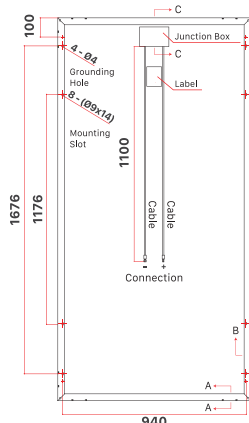

Electrical Performance at 25°C, AM1.5



Temperature Dependence of Isc, Voc & Pm at 1000 W/m², AM1.5



STRUCTURE



ELECTRICAL CHARACTERISTICS STC	IR340M-72	IR345M-72	IR350M-72	IR355M-72	IR360M-72	IR365M-72	IR370M-72	IR375M-72	IR380M-72
Maximum Power (Pmax)	340 W	345 W	350 W	355 W	360 W	365 W	370 W	375 W	380 W
Power Tolerance	0 ~ 3%	0 ~ 3%	0 ~ 3%	0 ~ 3%	0 ~ 3%	0 ~ 3%	0 ~ 3%	0 ~ 3%	0 ~ 3%
Module Efficiency	17.6%	17.9%	18.1%	18.4%	18.7%	18.9%	19.2%	19.4%	19.7%
Maximum Power Current (Imp)	8.93 A	9.04 A	9.18 A	9.25 A	9.34 A	9.40 A	9.45 A	9.48 A	9.52 A
Maximum Power Voltage (Vmp)	38.08 V	38.17 V	38.26 V	38.39 V	38.55 V	38.84 V	39.16 V	39.56 V	39.92 V
Short Circuit Current (Isc)	9.46 A	9.58 A	9.73 A	9.79 A	9.87 A	9.95 A	10.00 A	10.03 A	10.08 A
Open Circuit Voltage (Voc)	47.07 V	47.26 V	47.49 V	47.69 V	47.73 V	48.05 V	48.49 V	48.68 V	48.94 V

Values at Standard Test Conditions (STC: Air Mass AM 1.5, Irradiance 1000 W/m², Cell Temperature 25°C)

ELECTRICAL CHARACTERISTICS NOCT	IR340M-72	IR345M-72	IR350M-72	IR355M-72	IR360M-72	IR365M-72	IR370M-72	IR375M-72	IR380M-72
Maximum Power (Pmax)	248.00 W	252.00 W	256.00 W	259.00 W	262.00 W	266.00 W	270.00 W	274.00 W	277.00 W
Maximum Power Current (Imp)	7.06 A	7.15 A	7.25 A	7.30 A	7.37 A	7.42 A	7.46 A	7.50 A	7.54 A
Maximum Power Voltage (Vmp)	35.15 V	35.27 V	35.39 V	35.49 V	35.56 V	35.85 V	36.20 V	36.53 V	36.74 V
Short Circuit Current (Isc)	7.57 A	7.63 A	7.78 A	7.81 A	7.88 A	7.95 A	8.00 A	8.03 A	8.06 A
Open Circuit Voltage (Voc)	43.56 V	43.78 V	43.98 V	44.25 V	44.42 V	44.64 V	45.03 V	45.14 V	45.36 V

Values at Nominal Operating Cell Temperature (NOCT: Wind Speed 1m/s, Irradiance 800 W/m², Cell Temperature 45°C, Ambient Temperature 20°C)

MECHANICAL CHARACTERISTICS

Cell Type	156.75 x 156.75 mm Monocrystalline, 72 (6x12) pcs in series
Solar Glass	High Transmission, Low Iron, Tempered Glass with Anti Reflecting Coating
Frame	Anodized Aluminum Alloy type 6063 - T5
Junction Box	Rated current ≥ 15 A, IP ≥ 67, TUV & UL, 3 diodes
Dimension	1956 x 990 x 40 mm
Output Cable	4 mm² (EU)/12 AWG (US), 1100mm
Weight	22 kg
Installation hole Location	See Drawing Above

PACKING INFORMATION

Container	20' GP	40' GP	40' HQ
Pallets per Container	10	24	24
Pieces per Container	260	624	672

MAXIMUM RATINGS

Operating Temperature	-40°C to +85°C
Maximum System Voltage	1500 VDC (IEC) / 1500 VDC (UL)
Maximum Series Fuse Rating	20 A (IEC) / 20 A (UL)
Application Class	Class A