

For a Free Quote:

Web: EnergyPal.com/solar

Call: 1-800-990-3725

Email: contact@energypal.com

EnergyPal

Solar Panel Guide Specification Data Sheet

**ReneSola Ltd.
Virtus II Mono 300-320
JC300S-24/Bbw**

Also available on the web at
EnergyPal.com/renesola-ltd-solar-panels/jc300s-24-bbw

Mono Solar Module

300W/ 305W/310W/315W/320W



High Module Conversion Efficiencies



Easy Installation and Handling for Various Applications



Mechanical Load Capability of up to 5400 Pa



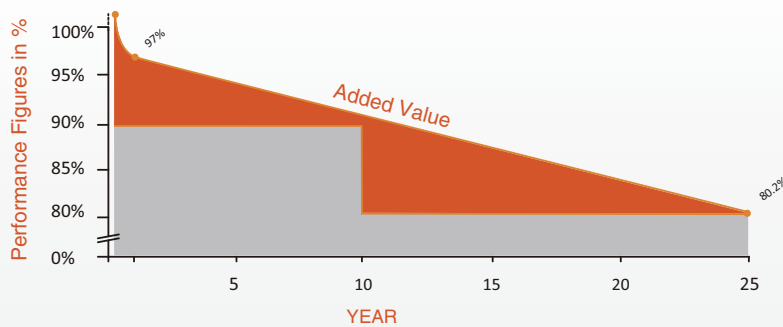

**Conforms with IEC 61215:2005,
IEC 61730:2004, UL 1703 PV Standards**



ISO9001, OHSAS18001, ISO14001 Certified



Application Class A, Safety Class II, Fire Rating C

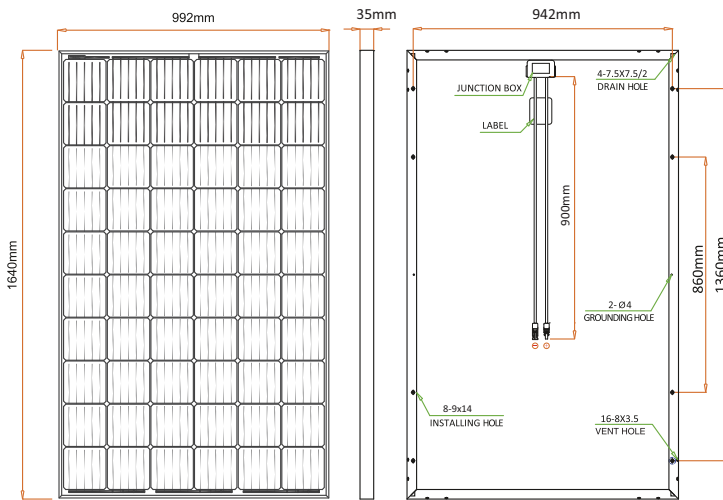


10-year
material & workmanship

25-year
linear power output

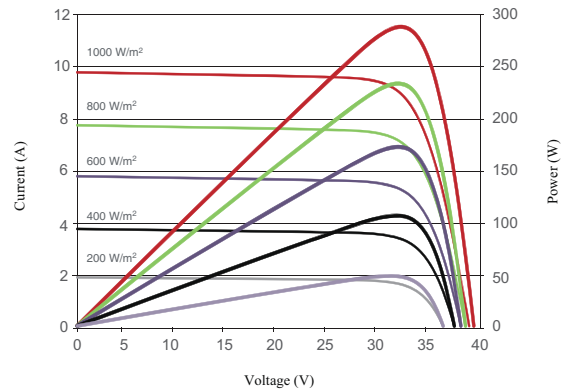


Dimensions



Drawing Only for Reference

I-V Curves



Electrical Characteristics STC	JC300S-24/Bbw	JC305S-24/Bbw	JC310S-24/Bbw	JC315S-24/Bbw	JC320S-24/Bbw
Maximum Power (Pmax)	300 W	305 W	310 W	315 W	320 W
Power Tolerance	0 ~ +5W	0 ~ +5W	0 ~ +5W	0 ~ +5W	0 ~ +5W
Module Efficiency	18.45%	18.75%	19.07%	19.36%	19.67%
Maximum Power Current (Imp)	9.18 A	9.30 A	9.43 A	9.53 A	9.64 A
Maximum Power Voltage (Vmp)	32.7 V	32.8 V	32.9 V	33.1 V	33.2 V
Short Circuit Current (Isc)	9.76A	9.85 A	9.97 A	10.04 A	10.07 A
Open Circuit Voltage (Voc)	39.7 V	39.8 V	39.9 V	40.1 V	40.2 V

Values at Standard Test Conditions STC (AM1.5, Irradiance 1000W/m², Cell Temperature 25°C)

Electrical Characteristics NOCT	JC300S-24/Bbw	JC305S-24/Bbw	JC310S-24/Bbw	JC315S-24/Bbw	JC320S-24/Bbw
Maximum Power (Pmax)	222 W	226 W	230 W	234 W	238 W
Maximum Power Current (Imp)	7.36 A	7.46 A	7.57 A	7.68 A	7.78 A
Maximum Power Voltage (Vmp)	30.2 V	30.3 V	30.4 V	30.5 V	30.6 V
Short Circuit Current (Isc)	7.98 A	8.10 A	8.20 A	8.30 A	8.40 A
Open Circuit Voltage (Voc)	36.8 V	36.9 V	37.0 V	37.1 V	37.2 V

Values at Normal Operating Cell Temperature, Irradiance of 800W/m², AM1.5, Ambient Temperature 20°C, wind speed 1m/s.

Mechanical Characteristics

Cell Type	Mono P-Type, 157×157(±1) mm , 60 (6x10) pcs in series
Glass	High Transmission, Low Iron, Tempered Glass
Frame	Anodized Aluminum Alloy
Junction Box	IP68 Rated, With Bypass Diodes
Dimension	*1640 x 992 x 35 mm
Output Cable	4 mm ² (EU)/12 AWG (US), 900 mm
Weight	19 kg
Installation Hole Location	See Drawing Above

Characteristics

Temperature Coefficient of Voc	-0.31%/°C
Temperature Coefficient of Isc	0.03%/°C
Temperature Coefficient of Pmax	-0.43%/°C
Nominal Operating Cell Temperature (NOCT)	45°C±2°C

Packing Information

Container	20' GP	40' GP	40' HQ
Pallets per Container	12	28	28
Pieces per Container	360	840	910

Maximum Ratings

Operating Temperature	-40°C ~ +85°C
Maximum System Voltage	1000VDC
Maximum Series Fuse Rating	20A

Mono Solar Module

300W/ 305W/310W/315W/320W



High Module Conversion Efficiencies



Easy Installation and Handling for Various Applications



Mechanical Load Capability of up to 5400 Pa



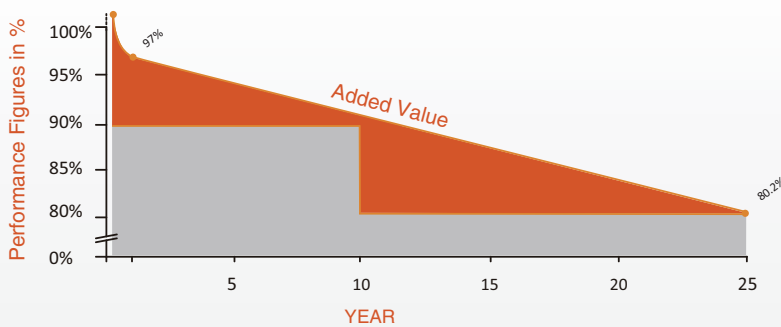

**Conforms with IEC 61215:2005,
IEC 61730:2004, UL 1703 PV Standards**



ISO9001, OHSAS18001, ISO14001 Certified



Application Class A, Safety Class II, Fire Rating C

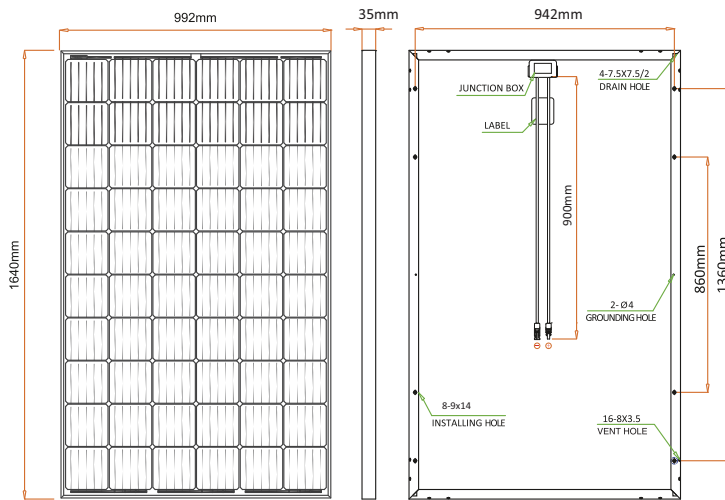


10-year
material & workmanship

25-year
linear power output

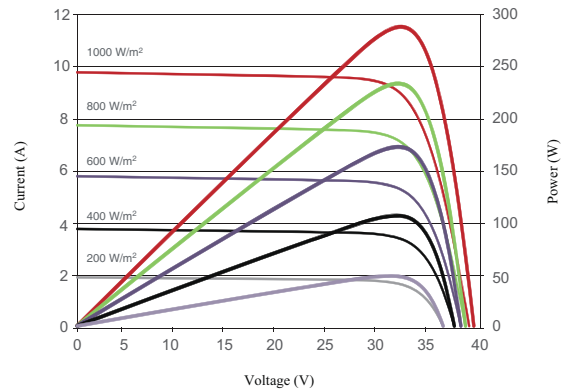


Dimensions



Drawing Only for Reference

I-V Curves



Electrical Characteristics STC	JC300S-24/Bbpw	JC305S-24/Bbpw	JC310S-24/Bbpw	JC315S-24/Bbpw	JC320S-24/Bbpw
Maximum Power (Pmax)	300 W	305 W	310 W	315 W	320 W
Power Tolerance	0 ~ +5W	0 ~ +5W	0 ~ +5W	0 ~ +5W	0 ~ +5W
Module Efficiency	18.45%	18.75%	19.07%	19.36%	19.67%
Maximum Power Current (Imp)	9.18 A	9.30 A	9.43 A	9.53 A	9.64 A
Maximum Power Voltage (Vmp)	32.7 V	32.8 V	32.9 V	33.1 V	33.2 V
Short Circuit Current (Isc)	9.76A	9.85 A	9.97 A	10.04 A	10.07 A
Open Circuit Voltage (Voc)	39.7 V	39.8 V	39.9 V	40.1 V	40.2 V

Values at Standard Test Conditions STC (AM1.5, Irradiance 1000W/m², Cell Temperature 25°C)

Electrical Characteristics NOCT	JC300S-24/Bbpw	JC305S-24/Bbpw	JC310S-24/Bbpw	JC315S-24/Bbpw	JC320S-24/Bbpw
Maximum Power (Pmax)	222 W	226 W	230 W	234 W	238 W
Maximum Power Current (Imp)	7.36 A	7.46 A	7.57 A	7.68 A	7.78 A
Maximum Power Voltage (Vmp)	30.2 V	30.3 V	30.4 V	30.5 V	30.6 V
Short Circuit Current (Isc)	7.98 A	8.10 A	8.20 A	8.30 A	8.40 A
Open Circuit Voltage (Voc)	36.8 V	36.9 V	37.0 V	37.1 V	37.2 V

Values at Normal Operating Cell Temperature, Irradiance of 800W/m², AM1.5, Ambient Temperature 20°C, wind speed 1m/s.

Mechanical Characteristics

Cell Type	Mono P-Type, 157x157(±1) mm , 60 (6x10) pcs in series
Glass	High Transmission, Low Iron, Tempered Glass
Frame	Anodized Aluminum Alloy
Junction Box	IP68 Rated, With Bypass Diodes
Dimension	*1640 x 992 x 35 mm
Output Cable	4 mm ² (EU)/12 AWG (US), 900 mm
Weight	19 kg
Installation Hole Location	See Drawing Above

Characteristics

Temperature Coefficient of Voc	-0.31%/°C
Temperature Coefficient of Isc	0.03%/°C
Temperature Coefficient of Pmax	-0.43%/°C
Nominal Operating Cell Temperature (NOCT)	45°C±2°C

Packing Information

Container	20' GP	40' GP	40' HQ
Pallets per Container	12	28	28
Pieces per Container	360	840	910

Maximum Ratings

Operating Temperature	-40°C ~ +85°C
Maximum System Voltage	1500VDC
Maximum Series Fuse Rating	20A