

For a Free Quote:

Web: EnergyPal.com/solar

Call: 1-800-990-3725

Email: contact@energypal.com

EnergyPal

Solar Panel Guide Specification Data Sheet

**ReneSola Ltd.
Virtus II Mono 360-380
JC365S-24/Bbw**

Also available on the web at
EnergyPal.com/renesola-ltd-solar-panels/jc365s-24-bbw

Mono Solar Module

360W/365W/370W/375W/380W



High Module Conversion Efficiencies



Easy Installation and Handling for Various Applications



Mechanical Load Capability of up to 5400 Pa



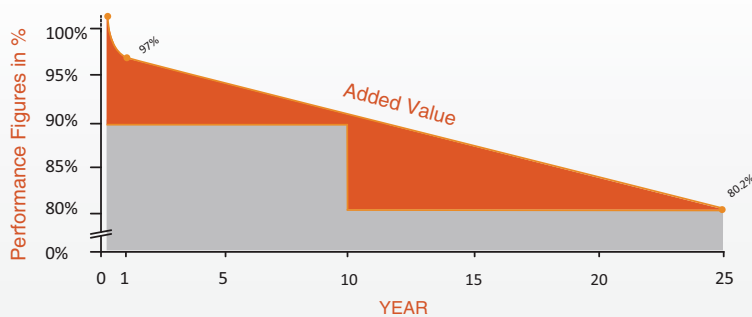

Conforms with IEC 61215:2005,
IEC 61730:2004, UL 1703 PV Standards



ISO9001, OHSAS18001, ISO14001 Certified



Application Class A, Safety Class II, Fire Rating C

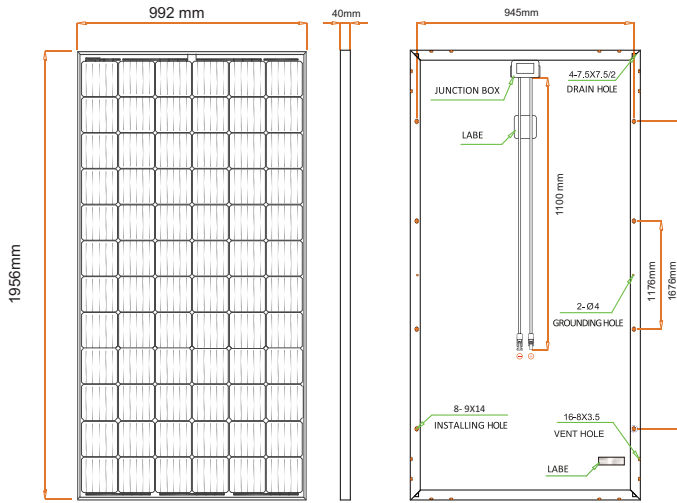


10-year
material & workmanship

25-year
linear power output

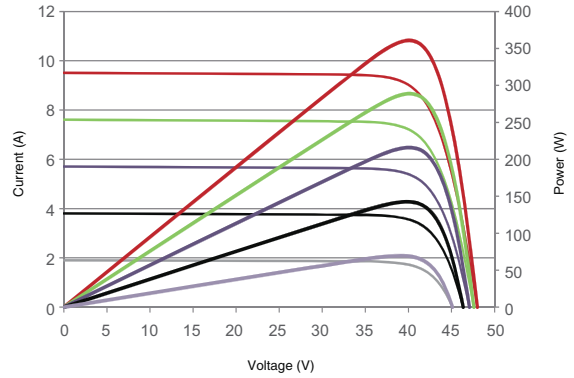


Dimensions



Drawing Only For Reference

I-V Curves



Electrical Characteristics STC

	JC360S-24/Abw	JC365S-24/Abw	JC370S-24/Abw	JC375S-24/Abw	JC380S-24/Abw
Maximum Power (Pmax)	360W	365 W	370 W	375 W	380 W
Power Tolerance	0~+5W	0~+5 W	0~+5 W	0~+5 W	0~+5 W
Module Efficiency	18.57%	18.83%	19.08%	19.34%	19.60%
Maximum Power Current (Imp)	9.10A	9.18 A	9.28 A	9.36 A	9.46 A
Maximum Power Voltage (Vmp)	39.6 V	39.8 V	39.9 V	40.1 V	40.2 V
Short Circuit Current (Isc)	9.63A	9.72A	9.81 A	9.87 A	9.94 A
Open Circuit Voltage (Voc)	47.6 V	47.7V	47.8V	47.9V	48.0V

Values at Standard Test Conditions STC (AM1.5, Irradiance 1000W/m², Cell Temperature 25°C)

Electrical Characteristics NOCT

	JC360S-24/Abw	JC365S-24/Abw	JC370S-24/Abw	JC375S-24/Abw	JC380S-24/Abw
Maximum Power (Pmax)	266 W	270 W	274 W	278 W	282 W
Maximum Power Current (Imp)	7.41 A	7.50 A	7.59 A	7.68 A	7.77 A
Maximum Power Voltage (Vmp)	35.9 V	36.0 V	36.1V	36.2V	36.3V
Short Circuit Current (Isc)	7.79 A	7.92 A	8.03 A	8.12 A	8.24 A
Open Circuit Voltage (Voc)	44.1 V	44.2 V	44.3 V	44.4 V	44.5 V

Values at Normal Operating Cell Temperature, Irradiance of 800W/m², AM1.5, Ambient Temperature 20°C, Wind Speed 1m/s.

Mechanical Characteristics

Cell Type	Mono P-Type, 157×157(±1)mm, 72 (6x12) pcs in series
Glass	High Transmission, Low Iron, Tempered Glass
Frame	Anodized Aluminum Alloy
Junction Box	IP68 Rated, With Bypass Diodes
Dimension	*1956 x 992 x 40 mm
Output Cable	4 mm ² (EU)/12 AWG (US), 1100 mm
Weight	23kg
Installation Hole Location	See Drawing Above

P-Type,

Characteristics

Temperature Coefficient of Voc	-0.31%/°C
Temperature Coefficient of Isc	0.03%/°C
Temperature Coefficient of Pmax	-0.43%/°C
Nominal Operating Cell Temperature (NOCT)	45°C±2°C

Packing Information

	20' GP	40' GP	40' HQ
Container	20' GP	40' GP	40' HQ
Pallets per Container	10	24	24
Pieces per Container	270	648	708

Maximum Ratings

Operating Temperature	-40°C ~ +85°C
Maximum System Voltage	1000VDC
Maximum Series Fuse Rating	20A

Mono Solar Module

360W/365W/370W/375W/380W



High Module Conversion Efficiencies



Easy Installation and Handling for Various Applications



Mechanical Load Capability of up to 5400 Pa



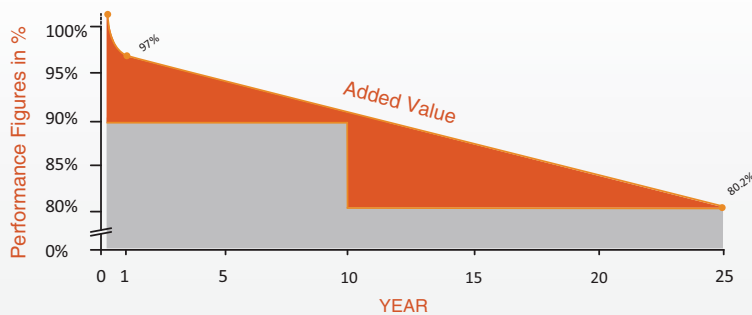

Conforms with IEC 61215:2005,
IEC 61730:2004, UL 1703 PV Standards



ISO9001, OHSAS18001, ISO14001 Certified



Application Class A, Safety Class II, Fire Rating C

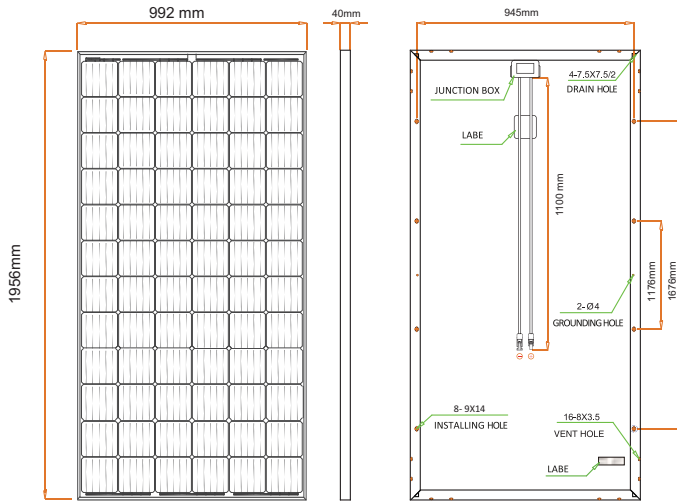


10-year
material & workmanship

25-year
linear power output

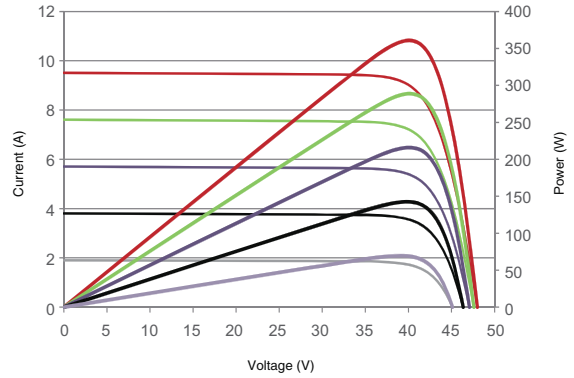


Dimensions



Drawing Only For Reference

I-V Curves



Electrical Characteristics STC

	JC360S-24/Abpw	JC365S-24/Abpw	JC370S-24/Abpw	JC375S-24/Abpw	JC380S-24/Abpw
Maximum Power (Pmax)	360W	365 W	370 W	375 W	380 W
Power Tolerance	0~+5W	0~+5 W	0~+5 W	0~+5 W	0~+5 W
Module Efficiency	18.57%	18.83%	19.08%	19.34%	19.60%
Maximum Power Current (Imp)	9.10A	9.18 A	9.28 A	9.36 A	9.46 A
Maximum Power Voltage (Vmp)	39.6 V	39.8 V	39.9 V	40.1 V	40.2 V
Short Circuit Current (Isc)	9.63A	9.72A	9.81 A	9.87 A	9.94 A
Open Circuit Voltage (Voc)	47.6 V	47.7V	47.8V	47.9V	48.0V

Values at Standard Test Conditions STC (AM1.5, Irradiance 1000W/m², Cell Temperature 25°C)

Electrical Characteristics NOCT

	JC360S-24/Abpw	JC365S-24/Abpw	JC370S-24/Abpw	JC375S-24/Abpw	JC380S-24/Abpw
Maximum Power (Pmax)	266 W	270 W	274 W	278 W	282 W
Maximum Power Current (Imp)	7.41 A	7.50 A	7.59 A	7.68 A	7.77 A
Maximum Power Voltage (Vmp)	35.9 V	36.0 V	36.1V	36.2V	36.3V
Short Circuit Current (Isc)	7.79 A	7.92 A	8.03 A	8.12 A	8.24 A
Open Circuit Voltage (Voc)	44.1 V	44.2 V	44.3 V	44.4 V	44.5 V

Values at Normal Operating Cell Temperature, Irradiance of 800W/m², AM1.5, Ambient Temperature 20°C, Wind Speed 1m/s.

Mechanical Characteristics

Cell Type	Mono P-Type, 157×157(±1)mm, 72 (6x12) pcs in series
Glass	High Transmission, Low Iron, Tempered Glass
Frame	Anodized Aluminum Alloy
Junction Box	IP68 Rated, With Bypass Diodes
Dimension	*1956 x 992 x 40 mm
Output Cable	4 mm ² (EU)/12 AWG (US), 1100 mm
Weight	23kg
Installation Hole Location	See Drawing Above

Characteristics

Temperature Coefficient of Voc	-0.31%/°C
Temperature Coefficient of Isc	0.03%/°C
Temperature Coefficient of Pmax	-0.43%/°C
Nominal Operating Cell Temperature (NOCT)	45°C±2°C

Packing Information

Container	20' GP	40' GP	40' HQ
Pallets per Container	10	24	24
Pieces per Container	270	648	708

Maximum Ratings

Operating Temperature	-40°C ~ +85°C
Maximum System Voltage	1500VDC
Maximum Series Fuse Rating	20A