

For a Free Quote:

Web: EnergyPal.com/solar

Call: 1-800-990-3725

Email: contact@energypal.com

EnergyPal

Solar Panel Guide Specification Data Sheet

**Jinko Solar Holding Co., Ltd.
Cheetah HC 60M-V 325-345Watt
JKM330M-60H-V**

Also available on the web at
EnergyPal.com/jinko-solar-holding-co-ltd-solar-panels/jkm330m-60h-v

Cheetah HC 60M-V 325-345 Watt

MONO PERC HALF CELL MODULE

Positive power tolerance of 0~+3%

- Half Cell
- Mono PERC 60 Cell



PERC



KEY FEATURES



5 Busbar Solar Cell

5 busbar solar cell adopts new technology to improve the efficiency of modules, offers a better aesthetic appearance, making it perfect for rooftop installation.



High Voltage

UL and IEC 1500V certified; lowers BOS costs and yields better LCOE



High Efficiency

Higher module conversion efficiency (up to 20.45%) benefit from half cell structure (low resistance characteristic).



PID Resistance

Excellent Anti-PID performance guarantee limited power degradation for mass production.



Low-light Performance

Advanced glass and cell surface textured design ensure excellent performance in low-light environment.



Severe Weather Resilience

Certified to withstand: wind load (2400 Pascal) and snow load (5400 Pascal).



Durability Against Extreme Environmental Conditions

High salt mist and ammonia resistance certified by TUV NORD.

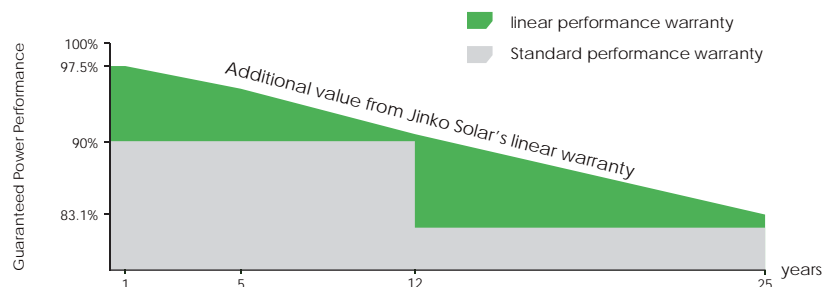


LINEAR PERFORMANCE WARRANTY

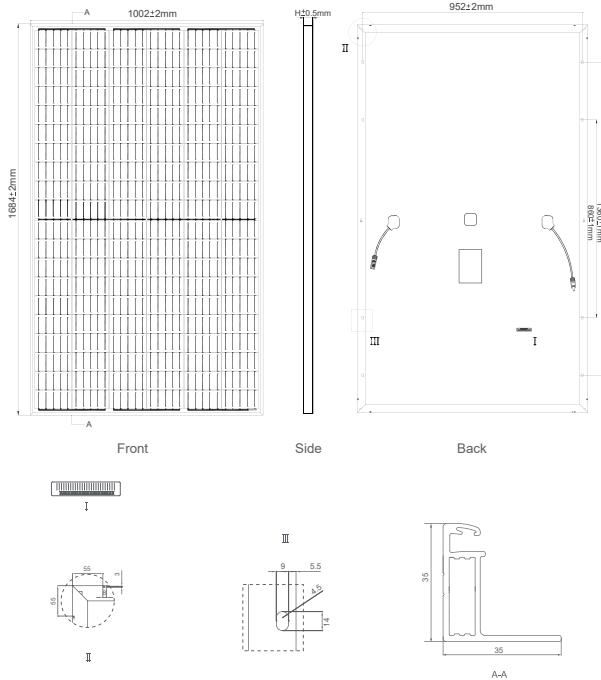
12 Year Product Warranty • 25 Year Linear Power Warranty



- ISO9001:2008, ISO14001:2004, OHSAS18001 certified factory
- IEC61215, IEC61730, UL1703 certified product



Engineering Drawings

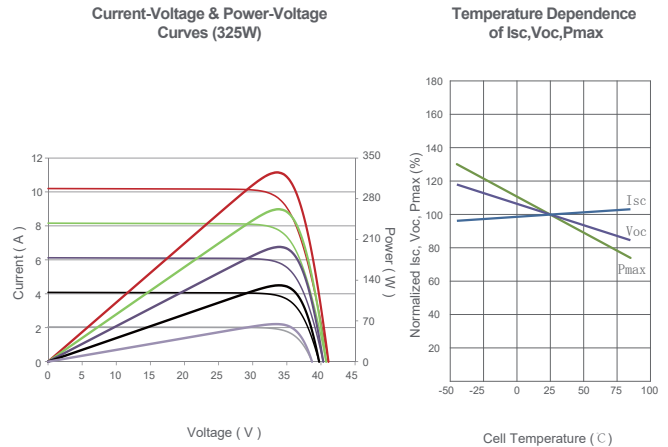


Packaging Configuration

(Two pallets = One stack)

31pcs/pallet, 62pcs/stack, 806pcs/40'HQ Container

Electrical Performance & Temperature Dependence



Mechanical Characteristics

Cell Type	Mono PERC 158.75×158.75mm
No. of Half-cells	120 (6×20)
Dimensions	1684×1002×35mm (66.30×39.45×1.38 inch)
Weight	19.0 kg (41.9 lbs)
Front Glass	3.2mm, Anti-Reflection Coating, High Transmission, Low Iron, Tempered Glass
Frame	Anodized Aluminium Alloy
Junction Box	IP67 Rated
Output Cables	TÜV 1x4.0mm ² , (+) 290mm, (-) 145mm or Customized Length

SPECIFICATIONS

Module Type	JKM325M-60H-V		JKM330M-60H-V		JKM335M-60H-V		JKM340M-60H-V		JKM345M-60H-V	
	STC	NOCT	STC	NOCT	STC	NOCT	STC	NOCT	STC	NOCT
Maximum Power (Pmax)	325Wp	242Wp	330Wp	246Wp	335Wp	250Wp	340Wp	253Wp	345Wp	257Wp
Maximum Power Voltage (Vmp)	33.6V	31.6V	33.8V	31.8V	34.0V	32.0V	34.2V	32.2V	34.4V	32.4V
Maximum Power Current (Imp)	9.68A	7.66A	9.77A	7.74A	9.87A	7.82A	9.96A	7.86A	10.04A	7.94A
Open-circuit Voltage (Voc)	41.1V	38.0V	41.3V	38.2V	41.5V	38.4V	41.7V	38.6V	41.9V	38.8V
Short-circuit Current (Isc)	10.20A	8.54A	10.31A	8.65A	10.36A	8.74A	10.55A	8.86A	10.64A	8.97A
Module Efficiency STC (%)	19.26%		19.56%		19.85%		20.15%		20.45%	
Operating Temperature (°C)	-40°C~+85°C									
Maximum System Voltage	1500VDC (IEC)									
Maximum Series Fuse Rating	20A									
Power Tolerance	0~+3%									
Temperature Coefficients of Pmax	-0.36%/°C									
Temperature Coefficients of Voc	-0.28%/°C									
Temperature Coefficients of Isc	0.048%/°C									
Nominal Operating Cell Temperature (NOCT)	45±2°C									

STC: Irradiance 1000W/m² Cell Temperature 25°C AM=1.5

NOCT: Irradiance 800W/m² Ambient Temperature 20°C AM=1.5 Wind Speed 1m/s

* Power measurement tolerance: ± 3%