

For a Free Quote:

Web: EnergyPal.com/solar

Call: 1-800-990-3725

Email: contact@energypal.com

EnergyPal

Solar Panel Guide Specification Data Sheet

**Jinko Solar Holding Co., Ltd.
Swan Bifacial HC 72M 385-405W
JKM395M-72H-TV**

Also available on the web at
EnergyPal.com/jinko-solar-holding-co-ltd-solar-panels/jkm395m-72h-tv


Swan Bifacial HC 72M 385-405 Watt

MONOCRYSTALLINE MODULE

Positive power tolerance of 0~+3%

ISO9001:2015, ISO14001:2015, OHSAS18001 certified factory.

IEC61215, IEC61730, certified products.



KEY FEATURES



5 Busbar Solar Cell

5 busbar solar cell adopts new technology to improve the efficiency of modules, offers a better aesthetic appearance, making it perfect for rooftop installation.



PID Resistance

Excellent Anti-PID performance guarantee limited power degradation for mass production.



Higher Lifetime Power Yield:

0.55% annual power degradation
30 year linear power warranty



Saving BOS Cost:

Light-weight design for easy installation and low BOS cost



Higher power output:

Module power increases 5-25% generally (per different reflective condition)
lower LCOE and higher IRR



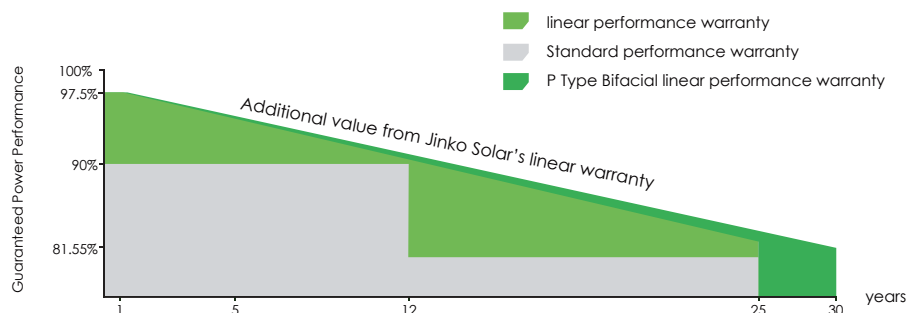
Better low-light performance:

Excellent performance in low-light environments (e.g. early morning, dusk, and cloud, etc.)

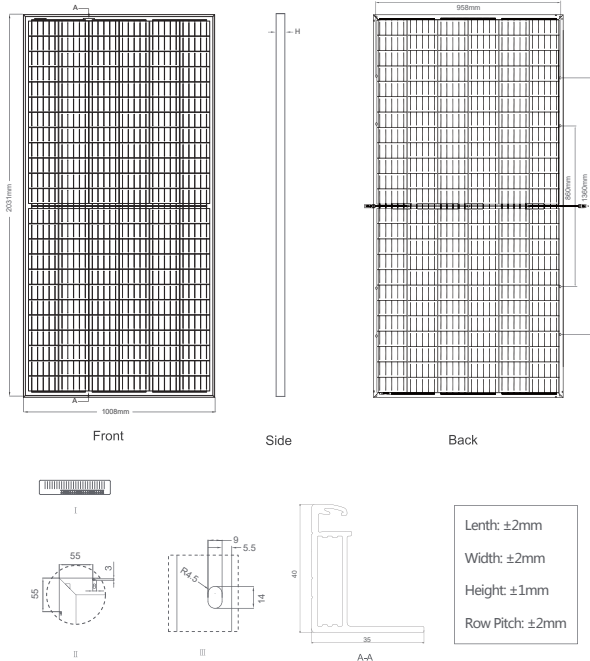


LINEAR PERFORMANCE WARRANTY

12 Year Product Warranty • 30 Year Linear Power Warranty
0.55% Annual Degradation Over 30 years



Engineering Drawings

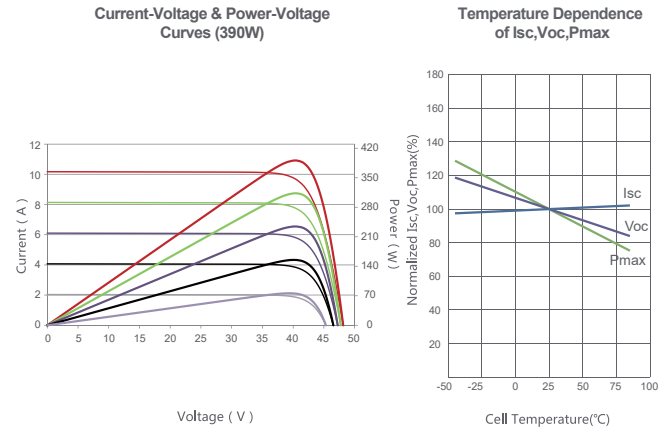


Packaging Configuration

(Two pallets = One stack)

27pcs/pallets, 54pcs/stack, 594pcs/ 40'HQ Container

Electrical Performance & Temperature Dependence



Mechanical Characteristics

Cell Type	Mono PERC 158.75×158.75mm
No. of cells	144 (6×24)
Dimensions	2031×1008×40mm (79.96×39.69×1.57 inch)
Weight	23.3 kg (51.3 lbs)
Front Glass	3.2mm, Anti-Reflection Coating, High Transmission, Low Iron, Tempered Glass
Frame	Anodized Aluminium Alloy
Junction Box	IP67 Rated
Output Cables	TUV 1×4.0mm ² (+): 250mm, (-): 150 mm or Customized Length

SPECIFICATIONS

Module Type	JKM385M-72H-TV		JKM390M-72H-TV		JKM395M-72H-TV		JKM400M-72H-TV		JKM405M-72H-TV	
	STC	NOCT	STC	NOCT	STC	NOCT	STC	NOCT	STC	NOCT
Maximum Power (Pmax)	385Wp	286Wp	390Wp	290Wp	395Wp	293Wp	400Wp	297Wp	405Wp	301Wp
Maximum Power Voltage (Vmp)	39.50V	36.88V	39.62V	37.22V	39.83V	37.55V	40.01V	37.64V	40.19V	37.77V
Maximum Power Current (Imp)	9.76A	7.75A	9.84A	7.78A	9.92A	7.81A	10.00A	7.89A	10.08A	7.96A
Open-circuit Voltage (Voc)	48.10V	45.30V	48.14V	45.34V	48.26V	45.45V	48.35V	45.54V	48.45V	45.63V
Short-circuit Current (Isc)	10.08A	8.14A	10.17A	8.21A	10.23A	8.26A	10.32A	8.34A	10.42A	8.41A
Module Efficiency STC (%)	18.81%		19.05%		19.29%		19.54%		19.78%	
Operating Temperature(°C)	-40°C~+85°C									
Maximum system voltage	1500VDC (IEC)									
Maximum series fuse rating	25A									
Power tolerance	0~+3%									
Temperature coefficients of Pmax	-0.35%/°C									
Temperature coefficients of Voc	-0.29%/°C									
Temperature coefficients of Isc	0.048%/°C									
Nominal operating cell temperature (NOCT)	45±2°C									
Refer. Bifacial Factor	70±5%									

BIFACIAL OUTPUT-REAR SIDE POWER GAIN

		JKM385M-72H-TV	JKM390M-72H-TV	JKM395M-72H-TV	JKM400M-72H-TV	JKM405M-72H-TV
5%	Maximum Power (Pmax)	404Wp	410Wp	415Wp	420Wp	425Wp
	Module Efficiency STC (%)	19.75%	20.00%	20.26%	20.52%	20.77%
15%	Maximum Power (Pmax)	443Wp	449Wp	454Wp	460Wp	466Wp
	Module Efficiency STC (%)	21.63%	21.91%	22.19%	22.47%	22.75%
25%	Maximum Power (Pmax)	481Wp	488Wp	494Wp	500Wp	506Wp
	Module Efficiency STC (%)	23.51%	23.81%	24.12%	24.42%	24.73%

* STC: Irradiance 1000W/m² Cell Temperature 25°C

NOCT: Irradiance 800W/m² Ambient Temperature 20°C

AM=1.5

AM=1.5

Wind Speed 1m/s

* Power measurement tolerance: ± 3%

The company reserves the final right for explanation on any of the information presented hereby. JKM385-405M-72H-TV-F40-A3-EN