

For a Free Quote:

Web: EnergyPal.com/solar

Call: 1-800-990-3725

Email: contact@energypal.com

EnergyPal

Solar Panel Guide Specification Data Sheet

**Jinko Solar Holding Co., Ltd.
Cheetah HC 72M-V 390-410Watt
JKM395M-72H-V**

Also available on the web at
EnergyPal.com/jinko-solar-holding-co-ltd-solar-panels/jkm395m-72h-v

Cheetah HC 72M-V 390-410 Watt

MONO PERC HALF CELL MODULE

Positive power tolerance of 0~+3%

- Half Cell
- Mono PERC 72 Cell



PERC



KEY FEATURES



5 Busbar Solar Cell

5 busbar solar cell adopts new technology to improve the efficiency of modules, offers a better aesthetic appearance, making it perfect for rooftop installation.



High Voltage

UL and IEC 1500V certified; lowers BOS costs and yields better LCOE



High Efficiency

Higher module conversion efficiency (up to 20.38%) benefit from half cell structure (low resistance characteristic).



PID Resistance

Excellent Anti-PID performance guarantee limited power degradation for mass production.



Low-light Performance

Advanced glass and cell surface textured design ensure excellent performance in low-light environment.



Severe Weather Resilience

Certified to withstand: wind load (2400 Pascal) and snow load (5400 Pascal).



Durability Against Extreme Environmental Conditions

High salt mist and ammonia resistance certified by TUV NORD.

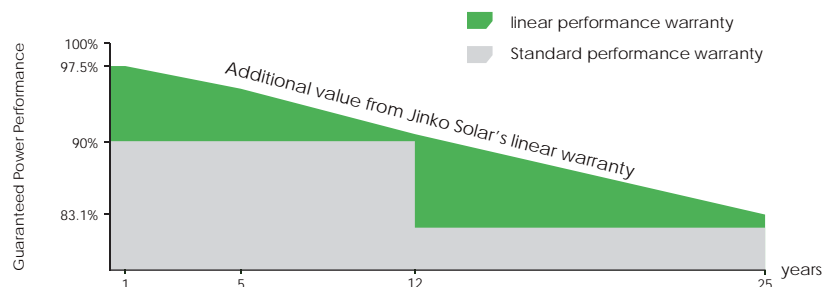


LINEAR PERFORMANCE WARRANTY

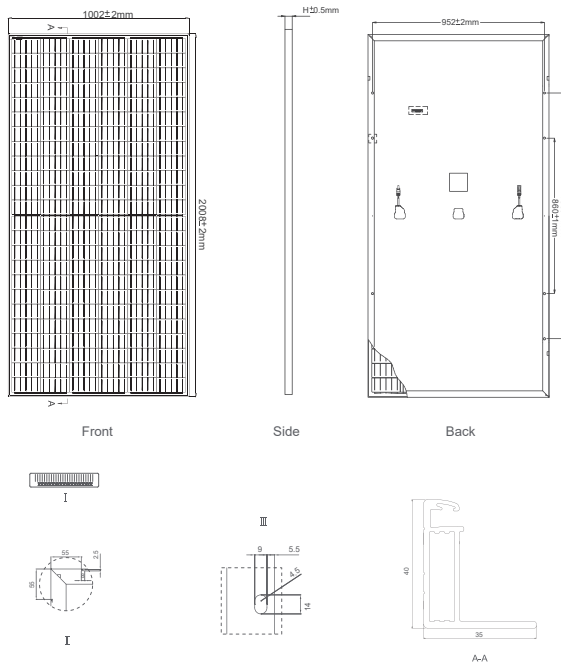
12 Year Product Warranty • 25 Year Linear Power Warranty



- ISO9001:2008, ISO14001:2004, OHSAS18001 certified factory
- IEC61215, IEC61730, UL1703 certified product



Engineering Drawings

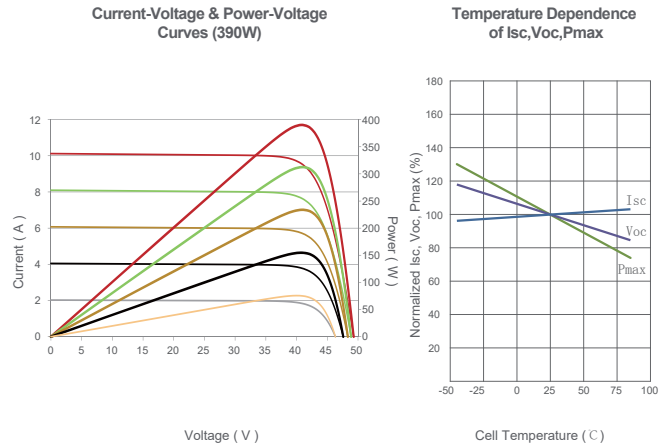


Packaging Configuration

(Two pallets =One stack)

27pcs/pallet , 54pcs/stack, 594pcs/40'HQ Container

Electrical Performance & Temperature Dependence



Mechanical Characteristics

Cell Type	Mono PERC 158.75×158.75mm
No.of Half-cells	144 (6×24)
Dimensions	2008×1002×40mm (79.06×39.45×1.57 inch)
Weight	22.5 kg (49.6 lbs)
Front Glass	3.2mm, Anti-Reflection Coating, High Transmission, Low Iron, Tempered Glass
Frame	Anodized Aluminium Alloy
Junction Box	IP67 Rated
Output Cables	TÜV 1x4.0mm ² , Anode 290mm, Cathode 145mm or Customized Length

SPECIFICATIONS

Module Type	JKM390M-72H-V		JKM395M-72H-V		JKM400M-72H-V		JKM405M-72H-V		JKM410M-72H-V	
	STC	NOCT	STC	NOCT	STC	NOCT	STC	NOCT	STC	NOCT
Maximum Power (Pmax)	390Wp	294Wp	395Wp	298Wp	400Wp	302Wp	405Wp	306Wp	410Wp	310Wp
Maximum Power Voltage (Vmp)	41.1V	39.1V	41.4V	39.3V	41.7V	39.6V	42.0V	39.8V	42.3V	40.0V
Maximum Power Current (Imp)	9.49A	7.54A	9.55A	7.60A	9.60A	7.66A	9.65A	7.72A	9.69A	7.76A
Open-circuit Voltage (Voc)	49.3V	48.0V	49.5V	48.2V	49.8V	48.5V	50.1V	48.7V	50.4V	48.9V
Short-circuit Current (Isc)	10.12A	8.02A	10.23A	8.09A	10.36A	8.16A	10.48A	8.22A	10.60A	8.26A
Module Efficiency STC (%)	19.38%		19.63%		19.88%		20.13%		20.38%	
Operating Temperature (°C)	-40°C~+85°C									
Maximum System Voltage	1500VDC (IEC)									
Maximum Series Fuse Rating	20A									
Power Tolerance	0~+3%									
Temperature Coefficients of Pmax	-0.36%/°C									
Temperature Coefficients of Voc	-0.28%/°C									
Temperature Coefficients of Isc	0.048%/°C									
Nominal Operating Cell Temperature (NOCT)	45±2°C									

STC: Irradiance 1000W/m²

Cell Temperature 25°C

AM=1.5

NOCT: Irradiance 800W/m²

Ambient Temperature 20°C

AM=1.5

Wind Speed 1m/s

* Power measurement tolerance: ± 3%