

**For a Free Quote:**

Web: [EnergyPal.com/solar](http://EnergyPal.com/solar)

Call: 1-800-990-3725

Email: [contact@energypal.com](mailto:contact@energypal.com)

# EnergyPal

## **Solar Panel Guide Specification Data Sheet**

**LDK Solar Co., Ltd.**

**LDK 275-255**

**LDK 270**

Also available on the web at  
[EnergyPal.com/ldk-solar-co-ltd-solar-panels/ldk-270](http://EnergyPal.com/ldk-solar-co-ltd-solar-panels/ldk-270)

# LDK 275-255

60-cell Multicrystalline PV Module Series



## QUALITY & EFFICIENCY BENEFITS

**Up to 18.5%** Cell efficiency  
Highest performance enabled by the latest LDK Solar Wafer Technology

**0.5 kg** Weight reduction  
New lighter frame design: reduced weight enables easier handling for installers

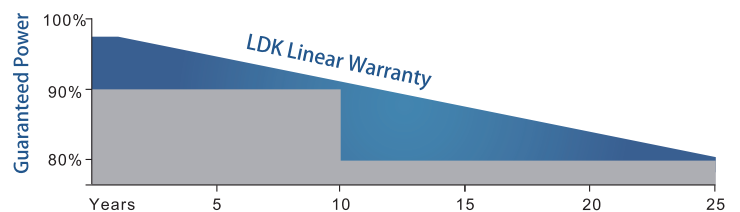
**PID** Resistance  
Modules are designed to withstand PID (Potential Induced Degradation)\*

**+2%** Light transmission  
High light transmission Anti-Reflective Glass with improved self-cleaning capability

**0/+5W** Positive tolerance  
Positive power tolerance for reliable power output


\* PID test conditions: voltage of -1000V applied during 48 hours at 60±2°C, 85±5%RH

## WARRANTY BENEFITS



LDK Solar offer 10 years product warranty and 25 years linear warranty

### APPLICATION RECOMMENDATION



## QUALITY & ENVIRONMENTAL CERTIFICATES

ISO 9001 Quality Standards · ISO 14001 Environmental Standards · OHSAS 18001 Occupational Health & Safety Standards



# LDK 275-255

## 60-cell Multicrystalline PV Module Series



### ELECTRICAL CHARACTERISTICS (STC\*)

Module Type	LDK	275	270	265	260	255
Nominal Power (Pmax)	[W]	275	270	265	260	255
Minimum Power Output	[W]	275	270	265	260	255
Voltage at Pmax (Vmp)	[V]	31.4	31.1	30.9	30.8	30.5
Current at Pmax (Imp)	[A]	8.76	8.76	8.57	8.47	8.37
Open Circuit Voltage (Voc)	[V]	38.8	38.5	38.3	38.1	37.9
Short Circuit Current (Isc)	[A]	9.01	8.94	8.87	8.82	8.76
Tolerance on Nominal Power	[W]	-0/5+	-0/5+	-0/5+	-0/5+	-0/5+
Maximum System Voltage	[V]	IEC EN / UL: 1000 V				
Cell Efficiency	[%]	18.85	18.49	18.15	17.81	17.46
Module Efficiency	[%]	17.05	16.74	16.43	16.12	15.81

STC\* (Standard Test Conditions): Irradiance 1000 W/m<sup>2</sup>, Cell Temperature 25 °C, Air Mass AM 1.5  
Best in Class AAA solar simulator (IEC 60904-9) is used, with power measurement uncertainty within ±3%

### ELECTRICAL CHARACTERISTICS AT NOCT\*\*

Module Type	LDK	325	270	265	260	255
Output Power (Pmax)	[W]	202	198	193	189	186
Voltage at Pmax (Vmp)	[V]	28.8	28.5	28.2	28.0	27.8
Current at Pmax (Imp)	[A]	7.02	6.94	6.85	6.77	6.70
Open Circuit Voltage (Voc)	[V]	35.8	35.6	35.4	35.2	35.0
Short Circuit Current (Isc)	[A]	7.33	7.28	7.21	7.15	7.09

NOCT\*\* (Nominal Operating Cell Temperature): Irradiance 800 W/m<sup>2</sup>, Ambient Temperature 20 °C, Wind speed 1 m/s  
Best in Class AAA solar simulator (IEC 60904-9) is used, with power measurement uncertainty within ±3%

### TEMPERATURE CHARACTERISTICS

NOCT	45 ± 2 °C
Pmax Temperature Coefficient (γ)	- 0.42 %/°C
Voc Temperature Coefficient (β)	- 0.34 %/°C
Isc Temperature Coefficient (α)	0.06 %/°C
Series Fuse Maximum Rating	15 A
Operating Temperature	From - 40 to +85 °C
Storage Temperature	From - 40 to +60 °C

### MECHANICAL CHARACTERISTICS

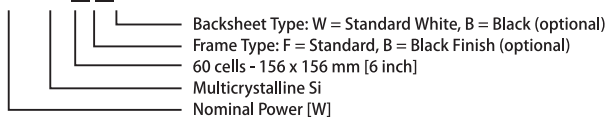
Solar Cells	60 (6x10) multicrystalline silicon - 156 x 156 mm [6 inch] solar cells
Front Glass	3.2 mm [0.13 in] high-transparency AR-coated tempered glass
Back Cover	White or Black (optional) Backsheet
Encapsulant	EVA (Ethylene-Vinyl Acetate)
Frame	Anodized aluminium alloy
Junction Box	Submarine IP67 rated, with serviceable bypass diodes
Cables	UV resistant solar cable, 1000 mm [39.37 in] - section 4.0 mm <sup>2</sup> [12 AWG]
Connectors	MC4 compatible connectors
Dimensions	1636 x 986 x 35 mm [64.41 x 38.82 x 1.38 in]
Weight	18.5 kg [40.8 lbs]
Max. Load	Wind Load: 2400 Pa / Snow Load: 5400 Pa

### PACKING CONFIGURATION

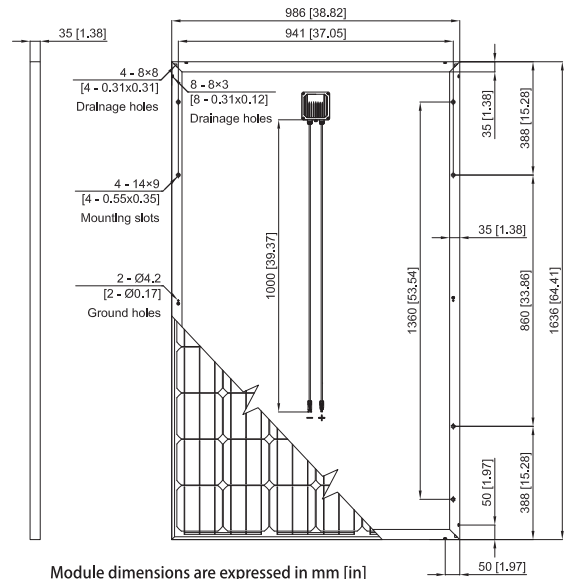
Quantity / Pallet	30 pcs/pallet	50 pcs/pallets
Pallet / Container	28 pallets/container	6 pallets/container
Loading Capacity	840 pcs./40 ft High Cube Container	300 pcs./20 ft Normal Container

### MODULE TYPE CODING RULE

#### LDK xxx PA

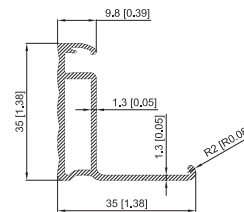


### DIMENSIONS

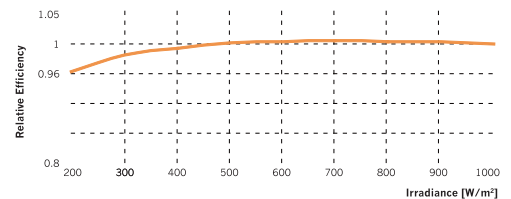


Module dimensions are expressed in mm [in] with tolerance ±2 mm [±0.079 in]

### NEW FRAME CROSS SECTION

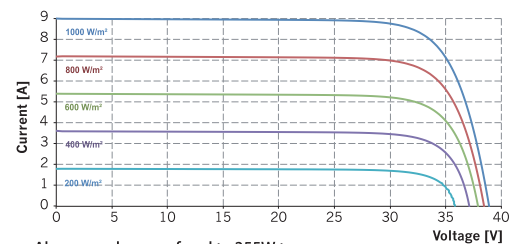


### PERFORMANCE AT LOW IRRADIANCE




The typical relative change in module efficiency at an irradiance of 200 W/m<sup>2</sup> in relation to 1000 W/m<sup>2</sup> (both at 25 °C and spectrum AM 1.5) is less than 4.0%

### I-V CURVE AT DIFFERENT IRRADIANCE LEVELS



Above graphs are referred to 255W type

### PRODUCT OPTIONS



Black frame Full black