

For a Free Quote:

Web: EnergyPal.com/solar

Call: 1-800-990-3725

Email: contact@energypal.com

EnergyPal

Solar Panel Guide Specification Data Sheet

**Luxen Solar Energy Co., Ltd.
9BB 166 LNSU-425-435M full black half cut
LNSU-435MB**


Also available on the web at
EnergyPal.com/luxen-solar-energy-co-ltd-solar-panels/lnsu-435mb

LUXEN

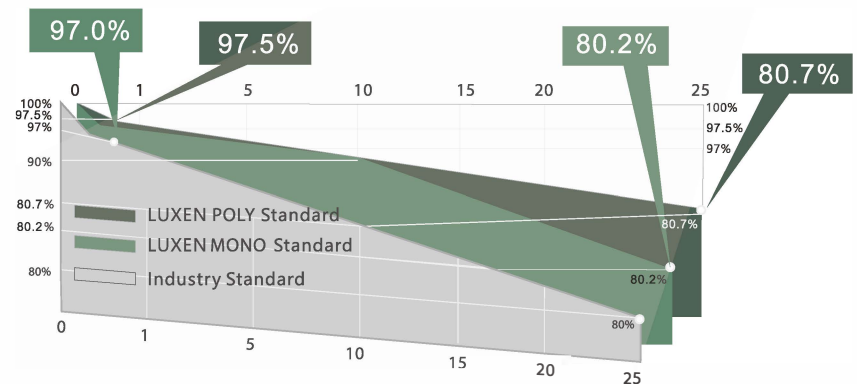
LUXHYPER[®] MONO 420-440w

LUXHYPER[®]series (Super-efficiency half-cell Modules) Assembled with the advanced half-cell technology offer the advantages of higher power output, reduced series resistance loss, and lower risk of hot spot. In order to meet the Clients' requirements of best quality and efficiency.

144 cells
Half-cut cell modules



LINEAR PERFORMANCE WARRANTY



- 
9BB
 9BB cell design
 Smaller electric current, less CTM loss
 Lower risk of hot spot
- 
 ISO9001:2015&ISO14001
 management systems
- 
IEC
 IEC61215 & IEC61730
 standard quality
- 
 Wind load up to 3800Pa
 Snow load up to 5400Pa
- 
+5W
 0-5W positive power sorting
- 
 Stable performance under
 weak light conditions
- 
 10-year
 25-year
 25-year power warranty
 10-year product warranty

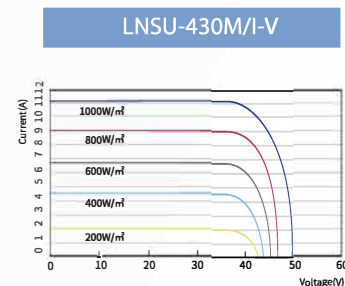


MONO 420-440w 144 cells 9BB ALL BLACK



ELECTRICAL PARAMETERS

	LNSU-420M		LNSU-425M		LNSU-430M		LNSU-435M		LNSU-440M	
	STC	NOCT	STC	NOCT	STC	NOCT	STC	NOCT	STC	NOCT
Maximum Power (Pmax)	420W	312W	425W	315W	430W	318W	435W	321W	440W	324W
Open Circuit Voltage (Voc)	48.80V	45.39V	49.00V	45.45V	49.20V	45.45V	49.39V	45.48V	49.59V	45.51V
Short Circuit Current (Isc)	11.04A	8.90A	11.11A	8.96A	11.18A	9.03A	11.25A	9.09A	11.32A	9.16A
Voltage at Maximum Power (Vmp)	40.19V	37.23V	40.40V	37.32V	40.60V	37.46V	40.81V	37.56V	41.01V	37.67V
Current at Maximum Power (Imp)	10.45A	8.38A	10.52A	8.44A	10.59A	8.49A	10.66A	8.55A	10.73A	8.60A
Module Efficiency(%)	18.88%		19.10%		19.33%		19.55%		19.78%	



STC: Irradiance 1000W/m², cell temperature 25°C, AM1.5G
 NOCT: Irradiance 800W/m², ambient temperature 20°C,
 wind speed 1m/s, AM1.5G

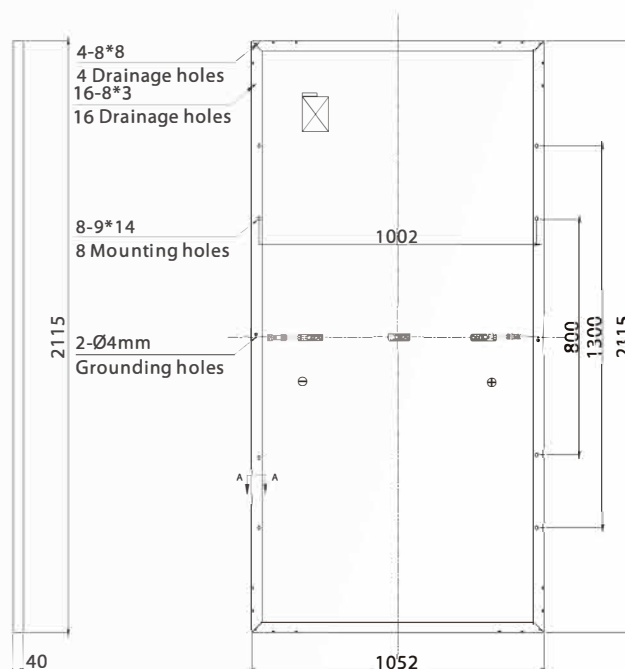
Operating Module Temperature	-40°C to +85°C
Maximum System Voltage	1500V DC(IEC)
Maximum Series Fuse Rating	20A
Power Tolerance	0/+5W
Temperature Characteristics	
Nominal Operating Cell Temperature(Noct)	45±2°C
Temperature Coefficient of Pmax	-0.36%/°C
Temperature Coefficient of Voc	-0.28%/°C
Temperature Coefficient of Isc	+0.05%/°C

Packing Configuration

Container	20' GP	40' HQ
Pieces per pallet	26	26
Pallets per container	5	22
Pieces per container	130	572

Mechanical Characteristics

Solar Cell	MONO166x83mm
No.of Cell	144(6x24)
Dimensions	2115x1052x40mm
Weight	25.5kgs
Front	3.2mm tempered glass
Frame	Anodized aluminium alloy
Junction Box	Ip68 rated(3 by pass diodes)
Output Cables	4.0mm ² symmetrical length 300mm
Connectors	MC4 compatible
Mechanical load test	Front 5400Pa/Back 2400Pa



Note: Due to continuous technical innovation, R&D and improvement, technical data above mentioned may be of modification accordingly. LUXEN SOLAR have the sole right to make such modification at anytime without further notice.

LUXEN SOLAR ENERGY CO., LTD
 T:+86 512 6708 1572
 F:+86 512 6708 1570
 sales@luxensolar.com
 www.luxensolar.com

