

For a Free Quote:

Web: EnergyPal.com/solar

Call: 1-800-990-3725

Email: contact@energypal.com

EnergyPal

Solar Panel Guide Specification Data Sheet

Lumeta, Inc.

Lynx 72

LPP360

Also available on the web at
EnergyPal.com/lumeta-inc-solar-panels/lpp360

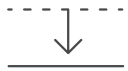
▶ **72 CELL**
MONOCRYSTALLINE
MODULE

▶ **360-365W**
POWER OUTPUT
RANGE

▶ **17.5 kg (38.6 kgs)**
MODULE
WEIGHT

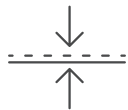
▶ **18.3%**
MAXIMUM
EFFICIENCY

Lumeta Lynx 72



Racking free for faster installation

- Adheres directly to roof surface
- Eliminates roof penetrations
- Minimizes part count
- Removable if required



Low profile for aesthetics and safety

- 4mm (5/32 in) module depth and low-profile wire tray minimizes visibility
- Class B fire rated on a module level
- Black cells and backsheet for a clean look



Robust and reliable

- Rugged semi-rigid backsheet protects cells
- PID resistant
- Frontsheet dissipates heat
- Butyl adhesives last a system's lifetime



Tested to a higher standard

- Meets NREL's rigorous Qualification Plus standards
- Undergoes real world tests designed by Black & Veatch
- Wind tunnel tested to 190 mph
- Mechanically tested to 5400 Pa snow load



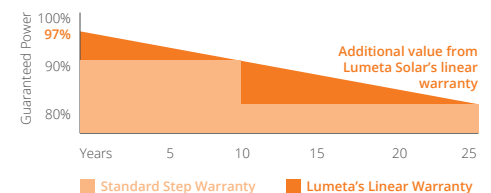
Integrated design for ease of use

- Integrated wire management enables fast connection
- Lightweight design improves handling
- Frameless, tapered edge minimizes soiling build up



Linear Performance Warranty

10 Year Product Warranty / 25 Year Linear Power Warranty



Certifications

UL1703, IEC 61215 (in process)

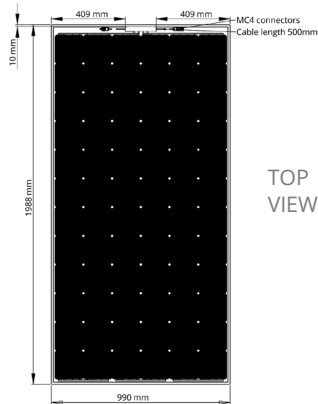
Lumeta Lynx 72

PRODUCTS

LPP360

POWER RANGE

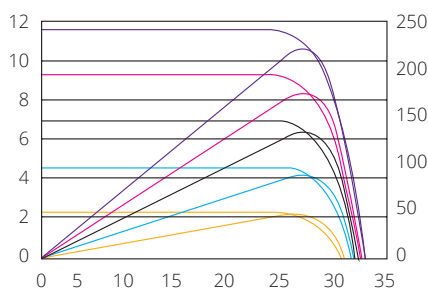
360–355W



TOP VIEW



SIDE VIEW



PACKAGING CONFIGURATION

Modules per box: 12 pieces

Modules per palette: 36 pieces

ELECTRICAL DATA STC

Maximum Power - Pmax (Wp)	360
Power Output Tolerance - Pmax (W)	-0/+5
Maximum Power Voltage - Vmpp (V)	39.0
Maximum Power Current- Impp (A)	9.25
Open Circuit Voltage - Voc (V)	47.1
Short Circuit Current - Isc (A)	9.8
Module Efficiency (%)	18.3

STC (Standard Test Conditions) = Irradiance 1000W/m², Ambient Temp 25C, Air Mass AM 1.5

ELECTRICAL DATA NOCT

Maximum Power - Pmax (Wp)	TBD
Maximum Power Voltage - Vmpp (V)	TBD
Maximum Power Current- Impp (A)	TBD
Open Circuit Voltage - Voc (V)	TBD
Short Circuit Current - Isc (A)	TBD

NOCT (Nominal Operating Cell Temperature) = Irradiance 800W/m², Ambient Temp 20C, Wind Speed 1m/s

MECHANICAL DATA

Solar Cells	72 156.75 x 156.75mm black mono 4 busbar
Module Dimensions	2013 x 990 x 35 mm (79.0 x 39.1 x 1.38 in)
Weight	17.5 kg (38.6 kgs)
Frontsheet	ETFE
Backsheet	FRP Composite
J-Box	IP67/IP68 / NEMA 5X rated
Cables	PV Technology Cable 4.0mm
Adhesive	Butyl adhesive
Connector	MC4
Fire Type	Class B rating per module

TEMPERATURE RATINGS

NOCT (Nominal Operating Cell Temperature)	TBD
Temperature Coefficient of Pmax	TBD
Temperature Coefficient of Voc	TBD
Temperature Coefficient of Isc	TBD

MAXIMUM RATINGS

Operational Temperature	-40C – +85C	
Maximum System Voltage	1000V DC (UL)	1000V DC (IEC)
Maximum Series Fuse Rating	15A	

For more information on Lumeta products or to find a distributor, go to lumeta.com