

**For a Free Quote:**

Web: **EnergyPal.com/solar**

Call: **1-800-990-3725**


Email: **contact@energypal.com**

# **EnergyPal**

## **Solar Panel Guide Specification Data Sheet**

**Lightway Green New Energy Co., Ltd.  
LW6P60 Series-285  
LW6P60-275**

Also available on the web at  
[EnergyPal.com/lightway-green-new-energy-co-ltd-solar-panels/lw6p60-275](http://EnergyPal.com/lightway-green-new-energy-co-ltd-solar-panels/lw6p60-275)



Made In China

# LIGHTWAY SOLAR MODULE

## LW6P60 Series KEY FEATURES

**17.14%**  
Max  
Efficiency

**280W**  
Max Peak  
Power

**10YEAR**  
Product  
Warranty

**25YEAR**  
Linear Power  
Warranty



### Positive Tolerance 0-5W

Provides our customers with maximum power output



### Electric Current Classification

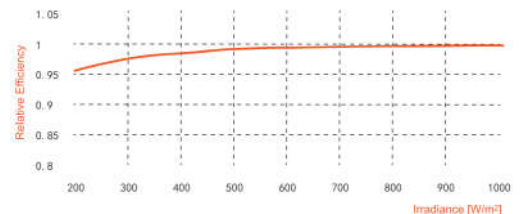
System output maximized by reducing mismatch losses up to 2% with modules sorted and package by amperage



### System Certification

ISO 9001:2015, ISO 14001:2015,  
BS OHSAS 18001:2007

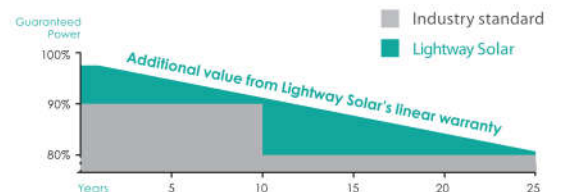
### PERFORMANCE AT LOW IRRADIANCE



The typical relative change in module efficiency at an irradiance of 200W/m<sup>2</sup> in relation to 1000W/m<sup>2</sup> (both at 25°C and AM 1.5 spectrum) is less than 4%.

### LINEAR WARRANTY

- 10-year warranty on materials and workmanship
- 25-year warranty > 80% power output
- 2.5% degradation rate the first year
- 0.70% yearly linear degradation



IEC 61215  
IEC 61730  
Regular Production  
Surveillance

www.tuv.com  
ID 1419060987

## ELECTRICAL DATA @ STC

Values at standard test condition STC: air mass AM 1.5, irradiance 1000W/m<sup>2</sup>, cells temperature 25°C.

Module Type		LW6P60-280	LW6P60-275	LW6P60-270	LW6P60-265	LW6P60-260
Peak Power_Pmax	W	280(±3%)	275(±3%)	270(±3%)	265(±3%)	260(±3%)
Power tolerance_ΔPmax	W	0,+5				
Voltage at Pmax_Vmpp	V	31.55	31.31	31.08	30.75	30.53
Current at Pmax_Imp	A	8.88	8.79	8.70	8.62	8.52
Open Circuit Voltage_Voc	V	38.44(±3%)	38.21(±3%)	37.98(±3%)	37.75(±3%)	37.53(±3%)
Short Circuit Current_Isc	A	9.33(±3%)	9.25(±3%)	9.17(±3%)	9.09(±3%)	9.01(±3%)
Module Efficiency_η		17.14%	16.84%	16.53%	16.22%	15.92%

## ELECTRICAL DATA @ NOCT

Nominal operating cell temperature NOCT: irradiance 800W/m<sup>2</sup>, ambient temperature 20°C, wind speed 1m/s.

Module Type		LW6P60-280	LW6P60-275	LW6P60-270	LW6P60-265	LW6P60-260
Peak Power_Pmax	W	207.40	203.65	199.93	196.47	193.03
Voltage at Pmax_Vmpp	V	29.46	29.26	29.06	28.85	28.64
Current at Pmax_Imp	A	7.04	6.96	6.88	6.81	6.74
Open Circuit Voltage_Voc	V	35.94	35.76	35.56	35.35	35.14
Short Circuit Current_Isc	A	7.50	7.43	7.36	7.29	7.22

### TEMPERATURE RATING

Nominal operating cell temperature(NOCT)	°C	45±2
Temperature Coefficient of Pmax	%/°C	-0.4066
Temperature Coefficient of Isc	%/°C	0.04203
Temperature Coefficient of Voc	%/°C	-0.29871

### MAXIMUM RATING

Max. System Voltage	1500Vdc
Operating Temperature	-40~+85°C
Max. Series Fuse Rating	15A
Max. Reverse Current	15A
Max. Mechanical load	3600Pa (downward) / 1600Pa (upward), γm=1.5

### CONSTRUCTION MATERIALS

Solar cells	60-multicrystalline silicon cells, 156.75mm*156.75mm
Glass	3.2mm low-iron tempered glass
Encapsulant	ethylene vinyl acetate(EVA)
Frame	anodized aluminium alloy(Silver)
Junction Box	≥IP67 rated, 3/6 diodes
Cable	4mm <sup>2</sup> PV cable, 900mm (according to customer's requirement)
Installation method	clamp mounting, see installation manual for more

### Connector

Manufacture	Type
Zhejiang Renhe Photovoltaic Technology Co.,Ltd.	05-8

### GENERAL DATA

Module Dimension(L×W×H)	1650×990×40mm
Weight	19.0kg

### PACKING

Modules per pallet	26
Pallets per 40' container	28
Packing box dimension(L×W×H)	1700×1120×1160mm

