

For a Free Quote:

Web: EnergyPal.com/solar

Call: 1-800-990-3725


Email: contact@energypal.com

EnergyPal

Solar Panel Guide Specification Data Sheet

Luxor Solar GmbH Eco Smart Line Full Black M60/295-315W LX-300W

Also available on the web at
EnergyPal.com/luxor-solar-gmbh-solar-panels/lx-300w



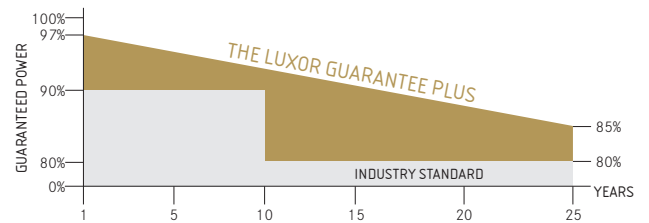
- + SMART: INTELLIGENCE IN THE JUNCTION BOX
- + SYSTEM MONITORING: OPTIMUM PERFORMANCE FOR EACH MODULE
- + GREATEST FLEXIBILITY IN SYSTEM DESIGN
- + ECO: ESPECIALLY ECONOMIC AND RELIABLE



product guarantee¹



linear performance guarantee¹



ECO SMART LINE FULL BLACK

M60/ 295 - 315 W

MONOCRYSTALLINE MODULE FAMILY



Longlife tested



Power proofed



Safety provided



Selection of components



Cross-linking degree test



Performance surplus of 0 Wp to 6.49 Wp



100% PID free cells



Special packing to avoid micro cracks in the cells



German warrantor

ECO SMART LINE FULL BLACK

M60/295 - 315 W



Monocrystalline module family

Module type LX - XXXM/156-60+ | XXX = Rated power Pmpp

Electrical data at STC

Rated power Pmpp [Wp]	295.00	300.00	305.00	310.00	315.00
Pmpp range to	301.49	306.49	311.49	316.49	321.49
Rated current Impp [A]	9.27	9.35	9.42	9.49	9.55
Rated voltage Vmpp [V]	31.84	32.13	32.42	32.71	33.01
Short-circuit current Isc [A]	9.71	9.79	9.86	9.94	10.00
Open-circuit voltage Uoc [V]	37.86	38.21	38.55	38.90	39.25
Efficiency at STC up to	18.53%	18.84%	19.15%	19.45%	19.76%
Efficiency at 200 W/m ²	17.65%	17.96%	18.26%	18.56%	18.84%

Electrical data at NOCT

Power at Pmpp [Wp]	217.85	222.01	225.99	230.03	233.88
Rated current Impp [A]	7.41	7.48	7.55	7.61	7.67
Rated voltage Vmpp [V]	29.39	29.68	29.95	30.22	30.50
Short-circuit current Isc [A]	7.83	7.90	7.96	8.03	8.08
Open-circuit voltage Uoc [V]	34.95	35.27	35.60	35.94	36.27

Specification as per STC (Standard test conditions): irradiance 1000 W/m² | module temperature 25°C | AM = 1,5

NOCT (nominal operating cell temperature): irradiance 800 W/m² | wind speed 1 m/sec | temperature 20°C | @45 +/- 2°C | AM = 1,5

Limiting values

Max. system voltage [V]	1000 V or 1500 V
Max. return current [I]	15 A
Operating Temperature	-40 to 85°C
Safety class	II
Max. tested pressure load [Pa] ²	5400
Max. tested tensile load [Pa] ²	2400

Temperature coefficient

Temperature coefficient [V] [I] [P]	-0.30% /°C 0.06% /°C -0.40% /°C
---	-------------------------------------

Specifications

Number of cells (matrix)	60 (6 x 10), three strings in a row 156 mm x 156 mm
Module dimensions (LxWxH) ³ Weight	1640 mm x 992 mm x 40 mm 20.2 kg
Front-side glass	3.2 mm tempered highly transparent, anti-reflection solar glass
Frame	stable, anodised aluminium frame
Junction Box	SolarEdge
Cable	4 mm ² solar cable, cable length 1.0 m
Diodes	3 Schottky Diodes
Plug-in connection	MC4 or equivalent (IP67)
Hail test (max. hailstorm)	∅ 45 mm impact velocity 23 m/s ± 83 km/h

The specifications and average values can vary slightly. What is important is the corresponding data of the individual measurement. Specifications are subject to change without notice. Measurement tolerance: rated power +/- 3%, other values +/- 10%, all information in this data sheet corresponds to DIN 50380. A potential light-induced degradation of the power after commissioning is not considered here, other information can be found in the installation guidelines.

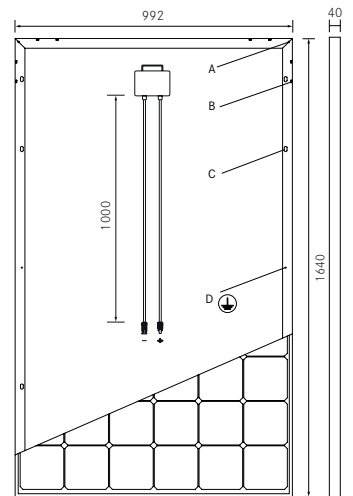
1 The specific warranty conditions are given under www.luxor-solar.com/download.htm

2 For standing installation

3 Tolerance L/W = +/- 3 mm, H = the dimensions given in the order confirmation will be decisive

4 Location on request

Back - / Front -/ Side view³

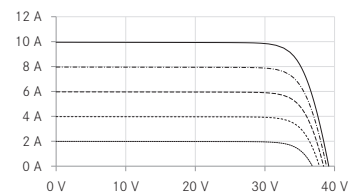


Drilled holes⁴

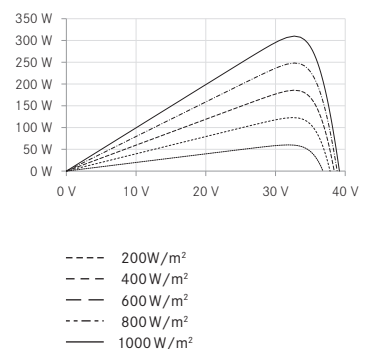
- A: 4 x drainage
- B: 16 x ventilation
- C: 8 x mounting
- D: 2 x earthing

Electrical characteristics

UI-diagram e.g. LX-310M/156-60+



UP-diagram e.g. LX-310M/156-60+



Luxor, your specialised company



Guidelines:
93/68/EEC
2014/35/EU, (LVD)
2014/30/EU, (EMC)

The validity of the certificates/listings for a specific country has to be examined under:
www.luxor-solar.com/download.htm