

**For a Free Quote:**

**Web: [EnergyPal.com/solar](http://EnergyPal.com/solar)**

**Call: 1-800-990-3725**


**Email: [contact@energypal.com](mailto:contact@energypal.com)**

# **EnergyPal**

## **Solar Panel Guide Specification Data Sheet**

**Luxor Solar GmbH  
Eco Line M72/370-390W  
LX - 385M/158 -72+**

Also available on the web at  
[EnergyPal.com/luxor-solar-gmbh-solar-panels/lx-385m-158-72](http://EnergyPal.com/luxor-solar-gmbh-solar-panels/lx-385m-158-72)



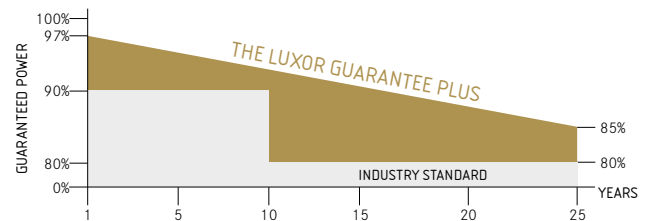
- + LARGE ALL-ROUNDER IN THE DIMENSIONS 1:2
- + APPLICATIONS: INDUSTRIAL, COMMERCIAL AND RESIDENTIAL POWER PLANTS
- + ECO: ESPECIALLY ECONOMIC AND RELIABLE



product guarantee<sup>1</sup>



linear performance guarantee<sup>1</sup>



## ECO LINE

### M72/370 - 390 W

#### MONOCRYSTALLINE MODULE FAMILY



Longlife tested



Power proofed



Safety provided



Selection of components



Cross-linking degree test



Performance surplus of 0 Wp to 6.49 Wp



100% PID free cells



Special packing to avoid micro cracks in the cells



German warrantor

# ECO LINE M72/370 - 390 W

Monocrystalline module family

Module type LX - XXXM/158 -72+ | XXX = Rated power Pmpp

## Electrical data at STC

Rated power Pmpp [Wp]	370.00	375.00	380.00	385.00	390.00
Pmpp range to	376.49	381.49	386.49	391.49	396.49
Rated current Impp [A]	9.53	9.59	9.64	9.7	9.75
Rated voltage Vmpp [V]	38.85	39.14	39.43	39.73	40.03
Short-circuit current Isc [A]	10.06	10.13	10.18	10.24	10.30
Open-circuit voltage Uoc [V]	46.98	47.33	47.68	48.04	48.40
Efficiency at STC up to	18.99%	19.24%	19.49%	19.74%	19.99%
Efficiency at 200 W/m <sup>2</sup>	18.34%	18.60%	18.84%	19.09%	19.34%

## Electrical data at NOCT

Power at Pmpp [Wp]	273.23	277.39	281.31	285.57	289.58
Rated current Impp [A]	7.62	7.67	7.72	7.78	7.83
Rated voltage Vmpp [V]	35.86	36.16	36.43	36.71	36.99
Short-circuit current Isc [A]	8.12	8.17	8.22	8.27	8.32
Open-circuit voltage Uoc [V]	43.36	43.70	44.04	44.39	44.73

Specification as per STC (Standard test conditions): irradiance 1000W/m<sup>2</sup> | module temperature 25°C | Air Mass = 1.5  
 NOCT (nominal operating cell temperature): irradiance 800W/m<sup>2</sup> | wind speed 1 m/sec | ambient temperature 20°C | cell operating temperature 45 +/-2°C | Air Mass = 1.5

## Limiting values

Max. system voltage [V]	1000 V or 1500 V
Max. return current [I]	20 A
Operating Temperature	-40 to 85°C
Safety class	II
Max. tested pressure load [Pa] <sup>2</sup>	5400
Max. tested tensile load [Pa] <sup>2</sup>	2400

## Temperature coefficient

Temperature coefficient [V]   [I]   [P]	-0.30% /°C   0.06% /°C   -0.40% /°C
---	-------------------------------------

## Specifications

Number of cells (matrix)	72 (6 x 12), three strings in a row   158 x 158 mm
Module dimensions (LxWxH) <sup>3</sup>   Weight	1956 mm x 992 mm x 35 mm   23.5 kg
Front-side glass	3.2 mm tempered highly transparent, anti-reflection solar glass
Frame	stable, anodised aluminium frame
Junction Box	At least IP65
Cable	4 mm <sup>2</sup> solar cable, cable length 1.3 m
Diodes	3 Schottky Diodes
Plug-in connection	MC4 or equivalent with IP67
Hail test (max. hailstorm)	∅ 45 mm   impact velocity 23 m/s ± 83 km/h

The specifications and average values can vary slightly. Relevant is the corresponding data of the individual measurement. Specifications are subject to change without notice. Measurement tolerance depending on equipment: rated power +/- 3%, other values +/- 10%. All information given in this data sheet corresponds to DIN EN 50380. A potential light-induced degradation of the power after commissioning is not considered here. Further information in the installation manuals.

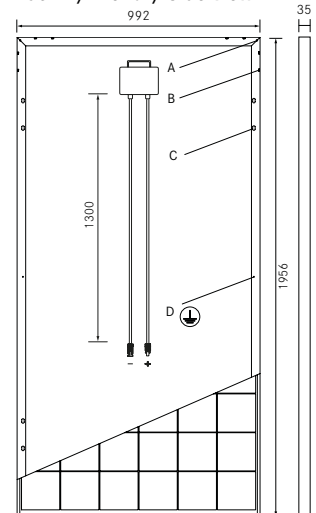
1 The specific warranty conditions are given under [www.luxor-solar.com/download.htm](http://www.luxor-solar.com/download.htm)

2 Horizontal mounted

3 Tolerance L/W = +/- 3 mm. H +/-2mm, the dimensions given in the order confirmation will be decisive

4 Location and dimensions of holes on request

## Back - / Front -/ Side view<sup>3</sup>

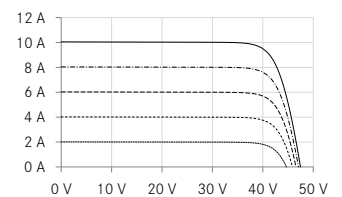


## Drilled holes<sup>4</sup>

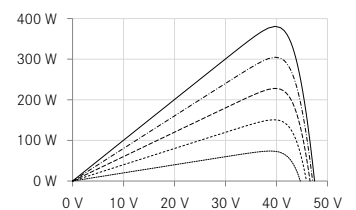
- A: 4 x drainage
- B: 16 x ventilation
- C: 8 x mounting
- D: 2 x earthing

## Electrical characteristics

UI-diagram e.g. LX-375M/158-72+



UP-diagram e.g. LX-375M/158-72+



- 200W/m<sup>2</sup>
- 400W/m<sup>2</sup>
- - - 600W/m<sup>2</sup>
- · · 800W/m<sup>2</sup>
- 1000W/m<sup>2</sup>

Luxor, your specialised company



**IEC**  
IEC 61215  
IEC 61730



Guidelines:  
93/68/EEC  
2014/35/EU, (LVD)  
2014/30/EU, (EMC)

The validity of the certificates/listings for a specific country has to be examined under:  
[www.luxor-solar.com/download.htm](http://www.luxor-solar.com/download.htm)