

For a Free Quote:

Web: EnergyPal.com/solar

Call: 1-800-990-3725

Email: contact@energypal.com

EnergyPal


Solar Panel Guide Specification Data Sheet

**Mehar Solar Technology Pvt Ltd
72 Cell Series
MS-320/24**


Also available on the web at
EnergyPal.com/mehar-solar-technology-pvt-ltd-solar-panels/ms-320-24

72 CELLS SERIES

MS - 300 | 315 | 320 | 330



mehar solar



FEATURES



4 BB - Higher Output Per Cell & Lower Residual Stress



Positive Power Tolerance 0 / + 5W



Designed For Very High Area Efficiency
Ideally Suited For Roof-top And Ground-mounted Applications




Extremely narrow Power Binning Tolerance
To Reduce Current Mismatch Loss In Single String



Engineered To Provide excellent Low Light Response




IP 67 rated MC4 compatible connectors



PID Resistant with 100% EL Testing for long term reliability

MORE THAN 20 IN HOUSE TESTS

- HV Testing
- Wet Leakage Testing
- Peel & Gel Content Testing
- Hot Spot Testing
- Hi Pot Testing
- IV Testing



100% EL Testing

INTERNATIONAL & NATIONAL CERTIFICATE



TÜVRheinland®



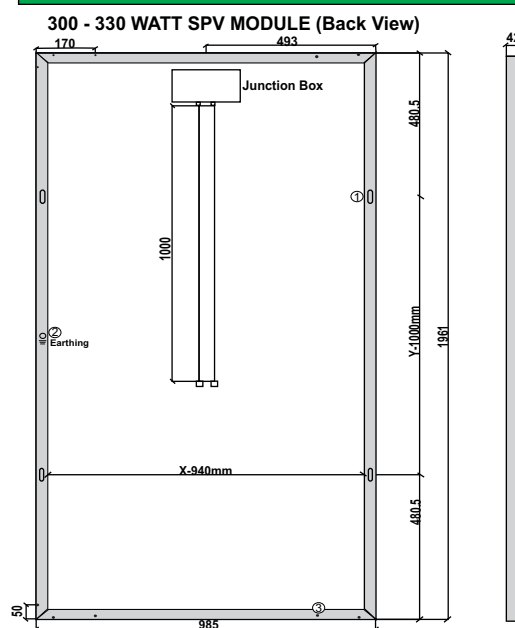
ELECTRICAL DATA

	MS-300/24	MS-310/24	MS-315/24	MS-320/24	MS-330/24
Peak Power (Pmax)	300	310	315	320	330
Voltage at Maximum Power Point (Vmp)	36.50	36.60	36.70	36.80	36.85
Current at Maximum Power Point (Imp)	8.22	8.47	8.59	8.70	8.95
Open Circuit Voltage (Voc)	44.50	44.80	45.10	45.30	45.45
Short Circuit Current (Isc)	8.75	8.75	8.78	8.75	8.90
Model Efficiency (%)	15.54	16.06	16.32	16.58	17.08
Maximum Series Fuse Rating (A)	20	20	20	20	20
Limiting Reverse Current (A)	20	20	20	20	20
Electrical Pmax. Tolerance %	Positive Tolerance of 0/2.3%				

MECHANICAL PARAMETERS

Module Dimension (mm)	1961*985*42
Mounting Hole centre to center Pitch (Yaxes)	1000
Mounting Hole center to center Pitch (X axes)	945 ± 1 mm
Module Weight kgs (APPROX)	23
Module Matrix	72 / 12x6
Front Cover	High Transmittance Tempered & Low Iron Glass with 3.2mm thickness
Backsheet	KPE Backsheet / Tedlar Backsheet
Encapsulate	Sunny Side UVT & Backside PID Free (Ethylene Acetate)
Frame Material	15-18 Microns Anodised Aluminium
Junction Box (Protection Rating / Material)	Ip67 RATED
Junction Box Connector	Weather proof PPO materia IP67 MC4I
Junction Box Cable	4 Sq. mm cross section, 1000mm long.

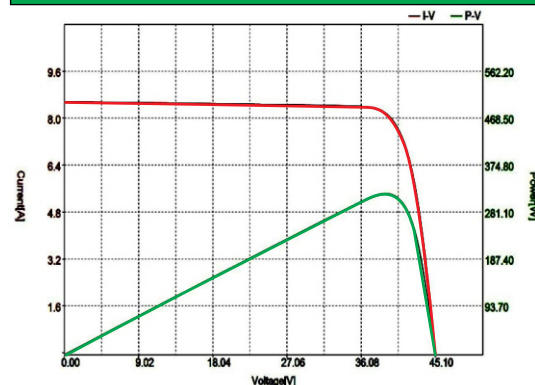
DIAGRAM



TEMPERATURE COEFFICIENTS (TC)

Tc of Open Circuit Voltage (Voc), β (%/°C)	- 0.2941
Tc of Open Circuit Current (Isc), α (%/°C)	0.0681
Tc of Power (Pmax.) γ ((%/°C))	-0.3845
Maximum System Voltage (V)	1000
NOCT	45°C±2°C
Operating Temperature Range	40°C to 85°C

IV CURVE



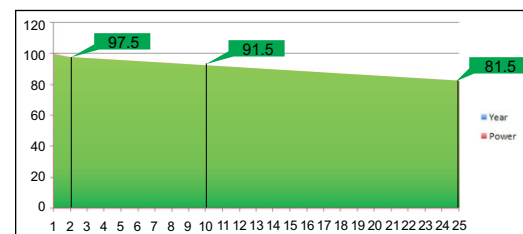
PACKAGING INFORMATION

Container	20'GP	40'GP	40'HC
Pallets/Container	10	24	24
Pieces/Container	250	600	660

WARRANTY AND CERTIFICATIONS

Product Warranty**	10 years
Performance Warranty**	Linear power warranty for 25 years with 2.5% for 1st year degradation and 0.67% from year 2 to year 25
Approvals and Certificates	IEC - 61215 IEC - 617301, IEC -617302, MNRE

PERFORMANCE WARRANTY



CAUTION: READ SAFETY AND INSTALLATION MANUAL BEFORE USING THE PRODUCT.

Specifications included in this datasheet are subject to change without notice. Electrical data without guarantee. Please confirm your exact requirement with the company representative while placing your order.