

For a Free Quote:

Web: EnergyPal.com/solar

Call: 1-800-990-3725

Email: contact@energypal.com

EnergyPal

Solar Panel Guide Specification Data Sheet

**Swisswatt AG
MW 255-280-96C
MW265**

Also available on the web at
EnergyPal.com/swisswatt-ag-solar-panels/mw265



MONOWATT
NATURAL ENERGY

MODULE SERIES
MW 255 - 280 - 96C

MODULE TYPES

MW255, MW260, MW265, MW270, MW275, MW280



SWISSWATT

Schlätliweg 1

9052 Niederteufen, Switzerland

fon: +41 (0)71 511 56 10

fax: +41 (0)71 511 56 19

email: info@swiss-watt.com

web: www.swiss-watt.com

The electrical parameters are typical values from historical production data. Measuring tolerance $\pm 3\%$.

Technical changes in the course of product development, mistakes and errors reserved. Data sheet MW190 - 210 72c V02-13

PRODUCT FEATURES

MONOWATT Modules with 96 cells offer 6 performance classes designed for roof - or ground mounting. The modules are best suitable for small, medium and large scale solar systems for on- or off-grid operations.

Technology, design and construction guarantee the highly efficient and reliable long term output of each and every module. Automatic production, clean room environment and a 6,5 mtr. flash tower ensure industry leading sustainable performance and its consequent documentation.

- + Industry leading power tolerance 0 - + 3 %
- + Unique frame design for insulation and weather exposure
- + Automatic clean-room production for sustainable returns
- + Frame mounting concept for long- and short side mounting
- + High transmission low iron tempered glass
- + Enhanced strength and impact resistance
- + Advanced EVA component encapsulation, multilayer backsheet technology

WARRANTIES & ASSURANCES

Industry leading guaranty on material and manufacturing: 10 years

Output assurance: up to 12 years: 90 %, up to 25 years: 80%

Please refer to our warranty conditions

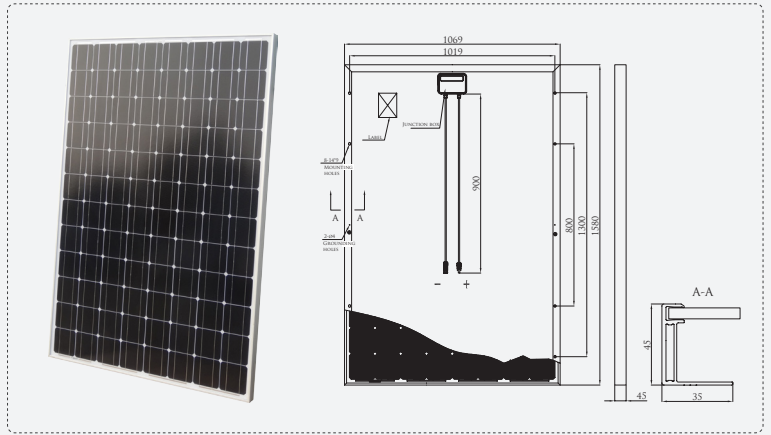
QUALIFICATIONS & CERTIFICATES

Ongoing quality control and performance testing executed by independent testing laboratories grant the maximal benefit of your environmentally friendly energy production.

IEC 61215.2 / IEC 61730 / safety class II



TECHNICAL DATA MODULE SERIES MW 255 - 280 - 96C



MECHANICAL DATA & MEASURES

Cable type, Diameter, Length	4 mm ² , TÜV certified, 900 mm
Connector type	Type III and Type IV compatible
Dimension (mm)	1580 x 1069 x 45
Weight	25
Drainage Holes in Frame	10
Glass, Type, Thickness	High Transmission, Low Iron, 3,2 mm Tempered Glass
Junction box	Ip 65
Bypass-Diodes	4

ABSOLUTE RATINGS

Dielectric Insulation Voltage (V)	3000 V
Operating Temperature (°C)	-40 ~ +85
Storage Temperature (°C)	-40 ~ +85
Mechanical Load	5400 Pa up to 10000 Pa extrem

MODULE SERIES MW 255 - 280 - 96C

Max-System Voltage (VDC)	600V(UL) / 1000V(IEC)
Number, type and arrangement of cells	96, Mono-Crystalline Silicon (8 x 12)
Cell Size (mm)	125 x 125
Max. Series fuse (A)	15
Module variants	Indus, extrem , Shadow Black (255-270W)

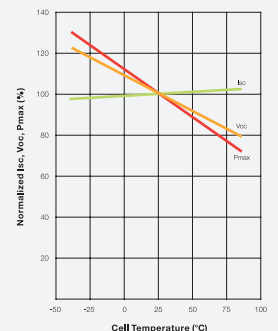
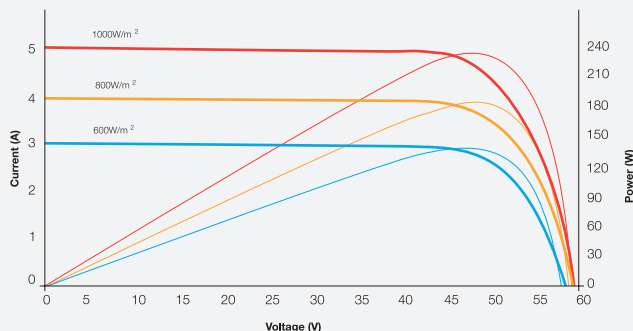
ELECTRICAL DATA AT STC / NOCT (47 ± 2°C)

Module type	MW255	MW260	MW265	MW270	MW275	MW280
Rated output P _{MPP} (W)	255 Wp	260 Wp	265 Wp	270 Wp	275 Wp	280 Wp
Max-Power Voltage V _m (V)	48,62 / 45,76 V	49,11 / 45,94 V	49,4 / 46,12 V	49,6 / 46,30 V	50,3 / 44,34 V	50,6 / 44,52 V
Max-Power Current I _{MPP} (A)	5,3 / 4,2 A	5,35 / 4,28 A	5,41 / 4,35 A	5,49 / 4,41 A	5,55 / 4,69 A	5,58 / 4,76 A
Open circuit Voltage V _{OC} (V)	61,3 / 55,97 V	61,5 / 56,15 V	61,8 / 56,42 V	62,1 / 56,7 V	61,2 / 55,87 V	61,5 / 56,15 V
Short circuit voltage I _{SC} (A)	5,4 / 4,59 A	5,49 / 4,67 A	5,53 / 4,7 A	5,59 / 4,75 A	5,88 / 5,0 A	5,94 / 5,05 A
Cell Efficiency (%)	17,80%	18,20%	18,60%	18,90%	19,20%	19,50%
Module efficiency %	15,10%	15,40%	15,70%	16,00%	16,30%	16,60%

CURRENT-VOLTAGE CURVE (I-V-CURVE)

I-V Curve

The current in relation to the voltage, illustrates the cell performance at different irradiances and temperatures. (AM1.5; 25°C)



THERMAL CHARACTERISTICS

Pm Temperature Coefficient (%/K)	-0,4454
Isc Temperature Coefficient (%/K)	0,0499
Voc Temperature Coefficient (%/K)	-0,3336