

For a Free Quote:

Web: **EnergyPal.com/solar**

Call: **1-800-990-3725**

Email: **contact@energypal.com**

EnergyPal


Solar Panel Guide Specification Data Sheet

**Coulee Limited
MY10-170W M6-36 (Mini Mono)
MY010M6-36**

Also available on the web at
EnergyPal.com/coulee-limited-solar-panels/my010m6-36



www.couleenergy.com



Mini Monocrystalline Solar Module

Specifications & Characteristics


- 25-year designed service time
- Higher output and efficiency even under low light conditions
- Highly reliable due to stringent quality control
- Certified to withstand the most challenging environmental conditions

Model	MY010M6-36	MY015M6-36	MY020M6-36	MY025M6-36	MY030M6-36
Peak Power Watts - Pmax	10Wp	15Wp	20Wp	25Wp	30Wp
Maximum Power Voltage - Vmp	17.5V	17.6V	17.7V	17.8V	18.0V
Maximum Power Current - Imp	0.57A	0.85A	1.13A	1.40A	1.67A
Open Circuit Voltage - Voc	21.5V	21.6V	21.7V	21.8V	21.9V
Short Circuit Current - Isc	0.61A	0.90A	1.20A	1.49A	1.77A
Module Efficiency η_m	11.8%	11.3%	11.9%	13.2%	13.2%
Cell Size (Poly)	78mm × 21.2mm	52mm × 52mm	156mm × 22.3mm	156mm × 26mm	156mm × 31.2mm
Power Output Tolerance - Pmax	0 ~ +3%	0 ~ +3%	0 ~ +3%	0 ~ +3%	0 ~ +3%
Numbers of Cells	36pcs (in series)	36pcs (in series)	36pcs (in series)	36pcs (in series)	36pcs (in series)
Module Dimension (L × W × H)	340mm × 250mm × 17mm	370mm × 360mm × 17mm	480mm × 350mm × 25mm	540mm × 350mm × 25mm	650mm × 350mm × 25mm
Module Weight	1.0kg	1.5kg	2.0kg	2.2kg	2.6kg
Maximum System Voltage	1000VDC	1000VDC	1000VDC	1000VDC	1000VDC
Maximum Static Load (Front/Back)	5400Pa/2400Pa	5400Pa/2400Pa	5400Pa/2400Pa	5400Pa/2400Pa	5400Pa/2400Pa
Operating Temperature Range	-40°C ~ +85°C	-40°C ~ +85°C	-40°C ~ +85°C	-40°C ~ +85°C	-40°C ~ +85°C
NOTC	45 ± 2°C	45 ± 2°C	45 ± 2°C	45 ± 2°C	45 ± 2°C
Temperature Coefficients of Isc	+0.06%/°C	+0.06%/°C	+0.06%/°C	+0.06%/°C	+0.06%/°C
Temperature Coefficients of Voc	-0.35%/°C	-0.35%/°C	-0.35%/°C	-0.35%/°C	-0.35%/°C
Temperature Coefficients of Pmax	-0.4%/°C	-0.4%/°C	-0.4%/°C	-0.4%/°C	-0.4%/°C
Load Capacity	9600pcs/20'GP, 28800pcs/40'HQ	7200pcs/20'GP, 14400pcs/40'HQ	4800pcs/20'GP, 9600pcs/40'HQ	3200pcs/20'GP, 9600pcs/40'HQ	2400pcs/20'GP, 7200pcs/40'HQ

STC: Irradiance 1000W/m², cell temperature 25°C, AM = 1.5



www.couleenergy.com



Mini Polycrystalline Solar Module

Specifications & Characteristics


- 25-year designed service time
- Higher output and efficiency even under low light conditions
- Highly reliable due to stringent quality control
- Certified to withstand the most challenging environmental conditions

Model	MY035M6-36	MY040M6-36	MY045M6-36	MY050M6-36	MY055M6-36
Peak Power Watts - Pmax	35Wp	40Wp	45Wp	50Wp	55Wp
Maximum Power Voltage - Vmp	18.1V	18.2V	18.1V	18.1V	18.3V
Maximum Power Current - Imp	1.93A	2.20A	2.49A	2.76A	3.01A
Open Circuit Voltage - Voc	22.0V	22.2V	22.1V	22.1V	22.3V
Short Circuit Current - Isc	2.05A	2.33A	2.64A	2.93A	3.19A
Module Efficiency η_m	12.7%	14.5%	12.4%	13.8%	15.2%
Cell Size (Poly)	156mm × 39mm	156mm × 39mm	156mm × 52mm	156mm × 52mm	156mm × 52mm
Power Output Tolerance - Pmax	0 ~ +3%	0 ~ +3%	0 ~ +3%	0 ~ +3%	0 ~ +3%
Numbers of Cells	36pcs (in series)	36pcs (in series)	36pcs (in series)	36pcs (in series)	36pcs (in series)
Module Dimension (L × W × H)	540mm × 510mm × 25mm	540mm × 510mm × 25mm	670mm × 540mm × 30mm	670mm × 540mm × 30mm	670mm × 540mm × 30mm
Module Weight	3.2kg	3.2kg	4.2kg	4.2kg	4.2kg
Maximum System Voltage	1000VDC	1000VDC	1000VDC	1000VDC	1000VDC
Maximum Static Load (Front/Back)	5400Pa/2400Pa	5400Pa/2400Pa	5400Pa/2400Pa	5400Pa/2400Pa	5400Pa/2400Pa
Operating Temperature Range	-40°C ~ +85°C	-40°C ~ +85°C	-40°C ~ +85°C	-40°C ~ +85°C	-40°C ~ +85°C
NOTC	45 ± 2°C	45 ± 2°C	45 ± 2°C	45 ± 2°C	45 ± 2°C
Temperature Coefficients of Isc	+0.06%/°C	+0.06%/°C	+0.06%/°C	+0.06%/°C	+0.06%/°C
Temperature Coefficients of Voc	-0.35%/°C	-0.35%/°C	-0.35%/°C	-0.35%/°C	-0.35%/°C
Temperature Coefficients of Pmax	-0.4%/°C	-0.4%/°C	-0.4%/°C	-0.4%/°C	-0.4%/°C
Load Capacity	2400pcs/20'GP, 6400pcs/40'HQ	2400pcs/20'GP, 6400pcs/40'HQ	1440pcs/20'GP, 4320pcs/40'HQ	1440pcs/20'GP, 4320pcs/40'HQ	1440pcs/20'GP, 4320pcs/40'HQ

STC: Irradiance 1000W/m², cell temperature 25°C, AM = 1.5



www.couleenergy.com



Mini Polycrystalline Solar Module

Specifications & Characteristics


- 25-year designed service time
- Higher output and efficiency even under low light conditions
- Highly reliable due to stringent quality control
- Certified to withstand the most challenging environmental conditions

Model	MY060M6-36	MY065M6-36	MY070M6-36	MY075M6-36	MY080M6-36
Peak Power Watts - Pmax	60Wp	65Wp	70Wp	75Wp	80Wp
Maximum Power Voltage - Vmp	18.1V	18.2V	18.1V	18.1V	18.2V
Maximum Power Current - Imp	3.31A	3.57A	3.87A	4.14A	4.40A
Open Circuit Voltage - Voc	22.1V	22.2V	22.1V	22.1V	22.3V
Short Circuit Current - Isc	3.51A	3.79A	4.10A	4.39A	4.66A
Module Efficiency η_m	13.8%	14.9%	13.6%	14.5%	15.5%
Cell Size (Poly)	156mm × 65mm	156mm × 65mm	156mm × 78mm	156mm × 78mm	156mm × 78mm
Power Output Tolerance - Pmax	0 ~ +3%	0 ~ +3%	0 ~ +3%	0 ~ +3%	0 ~ +3%
Numbers of Cells	36pcs (in series)	36pcs (in series)	36pcs (in series)	36pcs (in series)	36pcs (in series)
Module Dimension (L × W × H)	670mm × 650mm × 30mm	670mm × 650mm × 30mm	770mm × 670mm × 30mm	770mm × 670mm × 30mm	770mm × 670mm × 30mm
Module Weight	5.0kg	5.0kg	6.0kg	6.0kg	6.0kg
Maximum System Voltage	1000VDC	1000VDC	1000VDC	1000VDC	1000VDC
Maximum Static Load (Front/Back)	5400Pa/2400Pa	5400Pa/2400Pa	5400Pa/2400Pa	5400Pa/2400Pa	5400Pa/2400Pa
Operating Temperature Range	-40°C ~ +85°C	-40°C ~ +85°C	-40°C ~ +85°C	-40°C ~ +85°C	-40°C ~ +85°C
NOTC	45 ± 2°C	45 ± 2°C	45 ± 2°C	45 ± 2°C	45 ± 2°C
Temperature Coefficients of Isc	+0.06%/°C	+0.06%/°C	+0.06%/°C	+0.06%/°C	+0.06%/°C
Temperature Coefficients of Voc	-0.35%/°C	-0.35%/°C	-0.35%/°C	-0.35%/°C	-0.35%/°C
Temperature Coefficients of Pmax	-0.4%/°C	-0.4%/°C	-0.4%/°C	-0.4%/°C	-0.4%/°C
Load Capacity	1088pcs/20'GP, 3264pcs/40'HQ	1088pcs/20'GP, 3264pcs/40'HQ	1088pcs/20'GP, 2856pcs/40'HQ	1088pcs/20'GP, 2856pcs/40'HQ	1088pcs/20'GP, 2856pcs/40'HQ

STC: Irradiance 1000W/m², cell temperature 25°C, AM = 1.5



www.couleenergy.com



Mini Polycrystalline Solar Module

Specifications & Characteristics


- 25-year designed service time
- Higher output and efficiency even under low light conditions
- Highly reliable due to stringent quality control
- Certified to withstand the most challenging environmental conditions

Model	MY085M6-36	MY090M6-36	MY095M6-36	MY100M6-36	MY105M6-36
Peak Power Watts - Pmax	85Wp	90Wp	95Wp	100Wp	105Wp
Maximum Power Voltage - Vmp	18.4V	18.1V	18.2V	18.1V	18.2V
Maximum Power Current - Imp	4.62A	4.97A	5.22A	5.52A	5.77A
Open Circuit Voltage - Voc	22.4V	22.1V	22.2V	22.1V	22.2V
Short Circuit Current - Isc	4.90A	5.27A	5.53A	5.86A	6.12A
Module Efficiency η_m	16.5%	14.9%	15.8%	14.9%	15.7%
Cell Size (Poly)	156mm × 91mm	156mm × 91mm	156mm × 91mm	156mm × 104mm	156mm × 104mm
Power Output Tolerance - Pmax	0 ~ +3%	0 ~ +3%	0 ~ +3%	0 ~ +3%	0 ~ +3%
Numbers of Cells	36pcs (in series)	36pcs (in series)	36pcs (in series)	36pcs (in series)	36pcs (in series)
Module Dimension (L × W × H)	770mm × 670mm × 30mm	900mm × 670mm × 30mm	900mm × 670mm × 30mm	1020mm × 670mm × 30mm	1020mm × 670mm × 30mm
Module Weight	6.0kg	7.0kg	7.0kg	8.0kg	8.0kg
Maximum System Voltage	1000VDC	1000VDC	1000VDC	1000VDC	1000VDC
Maximum Static Load (Front/Back)	5400Pa/2400Pa	5400Pa/2400Pa	5400Pa/2400Pa	5400Pa/2400Pa	5400Pa/2400Pa
Operating Temperature Range	-40°C ~ +85°C	-40°C ~ +85°C	-40°C ~ +85°C	-40°C ~ +85°C	-40°C ~ +85°C
NOTC	45 ± 2°C	45 ± 2°C	45 ± 2°C	45 ± 2°C	45 ± 2°C
Temperature Coefficients of Isc	+0.06%/°C	+0.06%/°C	+0.06%/°C	+0.06%/°C	+0.06%/°C
Temperature Coefficients of Voc	-0.35%/°C	-0.35%/°C	-0.35%/°C	-0.35%/°C	-0.35%/°C
Temperature Coefficients of Pmax	-0.4%/°C	-0.4%/°C	-0.4%/°C	-0.4%/°C	-0.4%/°C
Load Capacity	1088pcs/20'GP, 2856pcs/40'HQ	1088pcs/20'GP, 2448pcs/40'HQ	1088pcs/20'GP, 2248pcs/40'HQ	680pcs/20'GP, 2244pcs/40'HQ	680pcs/20'GP, 2244pcs/40'HQ

STC: Irradiance 1000W/m², cell temperature 25°C, AM = 1.5



www.couleenergy.com



Mini Polycrystalline Solar Module

Specifications & Characteristics


- 25-year designed service time
- Higher output and efficiency even under low light conditions
- Highly reliable due to stringent quality control
- Certified to withstand the most challenging environmental conditions

Model	MY110M6-36	MY120M6-36	MY125M6-36	MY130M6-36	MY135M6-32
Peak Power Watts - Pmax	110Wp	120Wp	125Wp	130Wp	135Wp
Maximum Power Voltage - Vmp	18.1V	18.2V	18.0V	18.1V	16.1V
Maximum Power Current - Imp	6.08A	6.59A	6.94A	7.18A	8.39A
Open Circuit Voltage - Voc	22.1V	22.2V	22.0V	21.1V	18.8V
Short Circuit Current - Isc	6.44A	6.99A	7.36A	7.61A	8.89A
Module Efficiency η_m	14.7%	16.0%	14.9%	15.5%	15.3%
Cell Size (Poly)	156mm × 117mm	156mm × 117mm	156mm × 130mm	156mm × 130mm	156mm × 156mm
Power Output Tolerance - Pmax	0 ~ +3%	0 ~ +3%	0 ~ +3%	0 ~ +3%	0 ~ +3%
Numbers of Cells	36pcs (in series)	36pcs (in series)	36pcs (in series)	36pcs (in series)	32pcs (in series)
Module Dimension (L × W × H)	1120mm × 670mm × 30mm	1120mm × 670mm × 30mm	1250mm × 670mm × 30mm	1250mm × 670mm × 30mm	1320mm × 670mm × 30mm
Module Weight	8.6kg	8.6kg	9.6kg	9.6kg	10.0kg
Maximum System Voltage	1000VDC	1000VDC	1000VDC	1000VDC	1000VDC
Maximum Static Load (Front/Back)	5400Pa/2400Pa	5400Pa/2400Pa	5400Pa/2400Pa	5400Pa/2400Pa	5400Pa/2400Pa
Operating Temperature Range	-40°C ~ +85°C	-40°C ~ +85°C	-40°C ~ +85°C	-40°C ~ +85°C	-40°C ~ +85°C
NOTC	45 ± 2°C	45 ± 2°C	45 ± 2°C	45 ± 2°C	45 ± 2°C
Temperature Coefficients of Isc	+0.06%/°C	+0.06%/°C	+0.06%/°C	+0.06%/°C	+0.06%/°C
Temperature Coefficients of Voc	-0.35%/°C	-0.35%/°C	-0.35%/°C	-0.35%/°C	-0.35%/°C
Temperature Coefficients of Pmax	-0.4%/°C	-0.4%/°C	-0.4%/°C	-0.4%/°C	-0.4%/°C
Load Capacity	680pcs/20'GP, 2040pcs/40'HQ	680pcs/20'GP, 2040pcs/40'HQ	544pcs/20'GP, 1836pcs/40'HQ	544pcs/20'GP, 1836pcs/40'HQ	544pcs/20'GP, 1632pcs/40'HQ

STC: Irradiance 1000W/m², cell temperature 25°C, AM = 1.5



www.couleenergy.com



Mini Polycrystalline Solar Module

Specifications & Characteristics

- 25-year designed service time
- Higher output and efficiency even under low light conditions
- Highly reliable due to stringent quality control
- Certified to withstand the most challenging environmental conditions

Model	MY140M6-32	MY150M6-36	MY160M6-36	MY170M6-36
Peak Power Watts - Pmax	140Wp	150Wp	160Wp	170Wp
Maximum Power Voltage - Vmp	16.2V	18.0V	18.2V	18.4V
Maximum Power Current - Imp	8.64A	8.33A	8.79A	9.24A
Open Circuit Voltage - Voc	19.1V	22.0V	22.2V	22.4V
Short Circuit Current - Isc	9.16A	8.83A	9.32A	9.79A
Module Efficiency η_m	15.8%	15.1%	16.1%	17.1%
Cell Size (Poly)	156mm × 156mm	156mm × 156mm	156mm × 156mm	156mm × 156mm
Power Output Tolerance - Pmax	0 ~ +3%	0 ~ +3%	0 ~ +3%	0 ~ +3%
Numbers of Cells	32pcs (in series)	36pcs (in series)	36pcs (in series)	36pcs (in series)
Module Dimension (L × W × H)	1320mm × 670mm × 30mm	1480mm × 670mm × 35mm	1480mm × 670mm × 35mm	1480mm × 670mm × 35mm
Module Weight	10.0kg	12.0kg	12.0kg	12.0kg
Maximum System Voltage	1000VDC	1000VDC	1000VDC	1000VDC
Maximum Static Load (Front/Back)	5400Pa/2400Pa	5400Pa/2400Pa	5400Pa/2400Pa	5400Pa/2400Pa
Operating Temperature Range	-40°C ~ +85°C	-40°C ~ +85°C	-40°C ~ +85°C	-40°C ~ +85°C
NOTC	45 ± 2°C	45 ± 2°C	45 ± 2°C	45 ± 2°C
Temperature Coefficients of Isc	+0.06%/°C	+0.06%/°C	+0.06%/°C	+0.06%/°C
Temperature Coefficients of Voc	-0.35%/°C	-0.35%/°C	-0.35%/°C	-0.35%/°C
Temperature Coefficients of Pmax	-0.4%/°C	-0.4%/°C	-0.4%/°C	-0.4%/°C
Load Capacity	544pcs/20'GP, 1632pcs/40'HQ	476pcs/20'GP, 1530pcs/40'HQ	476pcs/20'GP, 1530pcs/40'HQ	476pcs/20'GP, 1530pcs/40'HQ

STC: Irradiance 1000W/m², cell temperature 25°C, AM = 1.5