

For a Free Quote:

Web: **EnergyPal.com/solar**

Call: **1-800-990-3725**

Email: **contact@energypal.com**

EnergyPal


Solar Panel Guide Specification Data Sheet

Navitas Green Solutions Pvt. Ltd.

NS 300P-330P

NS330

Also available on the web at
EnergyPal.com/navitas-green-solutions-pvt-ltd-solar-panels/ns330



Navisol Series

72 Cell Module

Multi Crystalline Module

NS 325W | NS 330W

Navitas Solar's Modules are best in class in terms of Performance and Reliability.

Our meticulous product design and stringent quality control ensures our modules deliver an exceptionally high PV yield.

Excellent Module Efficiency

Up to 17.0%

Positive Power Tolerance

Up to 4.99W

10 Years

Product Warranty

25 Years

Performance Warranty

PID Resistant



Ideal for Large Scale and Roof Top Installations



Highly Reliable Due to Stringent Quality Control

- 100% EL Tested Before and After Lamination
- Over 30 In-house Tests



High Durability Ensured

- Durable PV Modules, Independently Tested for Harsh Environment Conditions Such as Exposure to Salt Mist, Ammonia and Known PID Risk Factors



Advanced Glass Efficiency

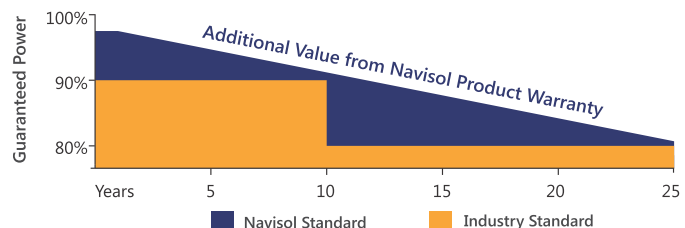
- High Transmission Glass with Unique Anti reflective Coating that directs more light on Solar Cells

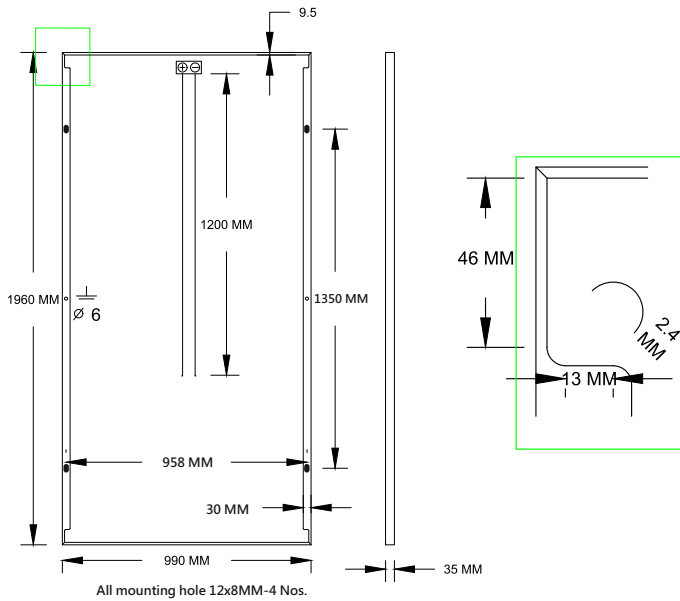
Certifications

IEC 61215, IEC 61730-1 & 2, IEC 62804,
IEC 61701, Fire Rating
ISO 9001, 14001, 18001

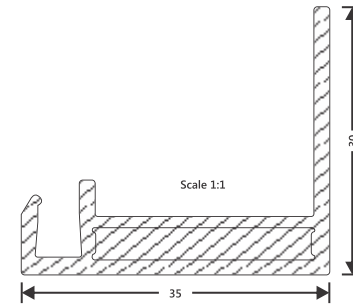
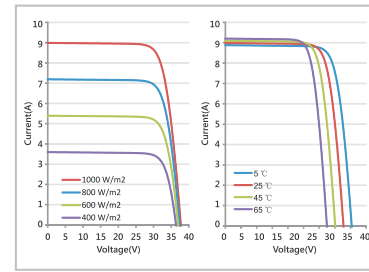
Navisol Performance Warranty

10 Years Product Warranty - 25 Years Linear Power Warranty





I-V Curves of PV Module



ELECTRICAL DATA

Module Type	NS300		NS305		NS310		NS315		NS320		NS325		NS330	
	STC	NOCT	STC	NOCT	STC	NOCT	STC	NOCT	STC	NOCT	STC	NOCT	STC	NOCT
Peak Power Watts (Pmax)	300	221	305	225.45	310	229.15	315	232.8	320	236.55	325	240.37	330	243.47
Maximum Power Voltage (Vmp)	36.1	33.3	36.3	33.54	36.4	33.65	36.5	33.7	36.6	33.84	36.7	33.96	36.8	34.1
Maximum Power Current (Imp)	8.3	6.64	8.41	6.72	8.52	6.81	8.64	6.91	8.75	6.99	8.86	7.07	8.97	7.14
Open-circuit Voltage (Voc)	44.6	41.21	44.8	41.52	44.9	41.64	45.0	41.7	45.1	41.77	45.2	42.5	45.3	43.2
Short-circuit Current (Isc) (A)	8.87	7.10	8.97	7.18	9.08	7.29	9.1	7.4	9.21	7.51	9.33	7.57	9.52	7.63
Module Efficiency STC (%)	15.46		15.71		15.97		16.23		16.49		16.74		17.0	
Operating Temperature (°C)	-40°C~+85°C													
Maximum system Voltage	1000V DC (IEC)													
Maximum series fuse rating	15A													

Temperature Characteristics

Specification	Data
Temperature Co-efficient (Pmax)	- 0.38%
Temperature Co-efficient (Voc)	- 0.34%
Temperature Co-efficient (Isc)	+ 0.053%
Nominal Operating Cell Temperature	45 ± 2°C

Mechanical Data

Specification	Data
Cell Type	Multicrystalline 6inch
Cell Arrangement	72 (6 x 12)
Dimensions	1960 x 990 x 35 mm.
Weight	21 kgs.
Front Cover	3.2mm ARC Glass
Frame Material	Anodized Aluminum Alloy
Junction Box	IP 65 or IP 67
Cable	4mm ² (IEC) / 4mm ² & 12 AWG 1000V (1000V UL) 1200mm
Connectors	MC4 Comparable
By-Pass Diodes	3 Pcs

▶ STC

- Irradiance 1000W/m²
- Cell Temperature 25^oC
- AM = 1.5

▶ NOCT

- Irradiance 800W/m²
- Cell Temperature 20^oC
- AM = 1.5
- 1 m/s

*The above data is liable to change without prior notice