

**For a Free Quote:**

**Web: [EnergyPal.com/solar](http://EnergyPal.com/solar)**

**Call: 1-800-990-3725**

**Email: [contact@energypal.com](mailto:contact@energypal.com)**

# **EnergyPal**

## **Solar Panel Guide Specification Data Sheet**

**Trom Solar  
P Series 74-90  
P Series 74**


Also available on the web at  
[EnergyPal.com/trom-solar-solar-panels/p-series-74](http://EnergyPal.com/trom-solar-solar-panels/p-series-74)



**Trom Solar Photovoltaic modules offer high efficiencies, long consistent performance life reliable operations for both on and off grid applications.**

1. High power modules precisely manufactured to achieve top most module conversion efficiency in the industries.
2. AR coated cell surface to reduce the reflection of sunlight and BSF (Back Surface field) structure to improve cell conversion efficiency.
3. Due to use of high quality and IEC certified raw materials from International reputed brands we assure our modules reliability, durability and consistency when exposed to real usage.
4. Rugged double-coated aluminum-alloy frame for longevity in adverse conditions.
5. Every batch of cells is individually inspected for optical & electrical parameters to ensure aesthetic appeal & consistent performance when the module is applied to an array.
6. Manufactured under ISO 9001:2000 QMS & ISO 14001:2004 EMS.

### 40 - 100 Watt Product Series



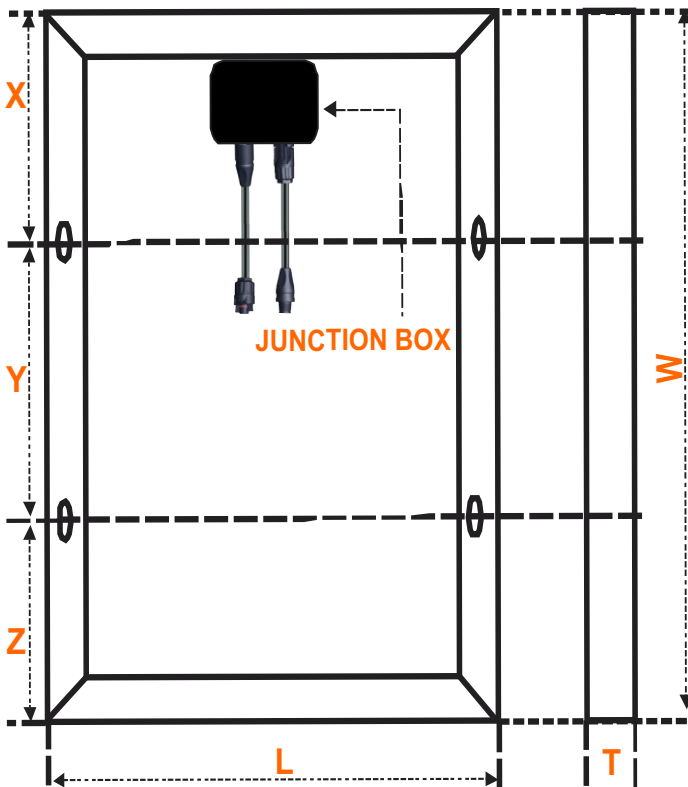
### Constructive Characteristics

<b>Cells</b>	: 36 (4x9/3x12) Mono/Multi crystalline silicon cells 125mm/156mm Full/Scribed cells as per capacity
<b>Contacts</b>	: Full length solder dipped & Electroplated
<b>Laminate</b>	: EVA
<b>Front Face</b>	: Anti-reflective structured tempered glass
<b>Back Face</b>	: Multi layer Laminate of Tedlar Material
<b>Frame</b>	: Anodized aluminum 40mm high
<b>Junction Boxes</b>	: IP 65 class 1000 V DC
<b>Cable and connectors</b>	: 2 core x 4 sq. mm x 1 meter
<b>Diodes</b>	: Includes Schottkey by pass diodes

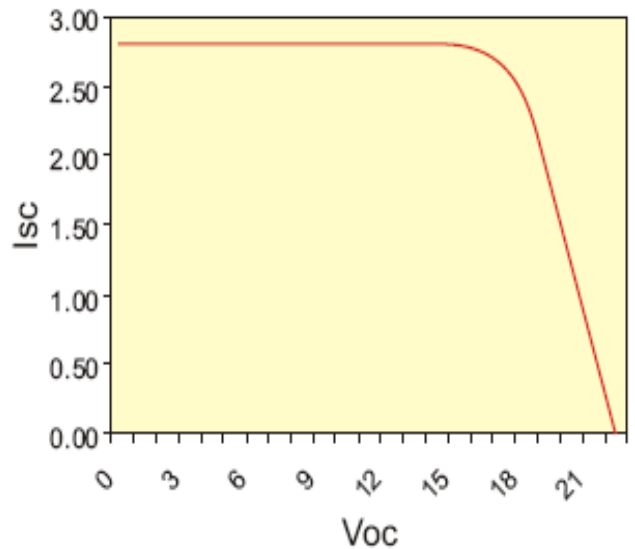


P - SERIES								
Electrical Characteristics								
Power (Pmax) in Watts	40 Watt	45 Watt	50 Watt	60 Watt	74 Watt	80 Watt	90 Watt	100 Watt
Open Circuit Voltage (Voc) in Volts	21.5	21.5	21.5	21.5	21.5	21.5	21.5	21.5
Short Circuit Current (Isc) in Amps	2.54	2.86	3.17	3.81	4.7	5.08	5.71	6.35
Voltage at Maximum Power (Vmp) in Volts	17	17	17	17	17	17	17	17
Current at Maximum Power (Imp) in Amps	2.35	2.65	2.94	3.53	4.35	4.71	5.29	5.88
Maximum System Voltage	1000	1000	1000	1000	1000	1000	1000	1000
Physical Parameters (refer DWG below)								
Length (L) mm	655	655	800	800	995	995	995	1480
Width (W) mm	550	550	660	660	660	660	660	660
Thickness (T) mm	40	40	40	40	40	40	40	45
Weight - KG	4.5	4.5	5.8	5.8	7.8	7.8	7.8	10.85
Mounting Holes Pitch (X) - mm	175	175	197.5	197.5	255	255	255	340
Mounting Holes Pitch (Y) - mm	200	200	485	485	485	485	485	800
Mounting Holes Pitch (Z) - mm	175	175	197.5	197.5	255	255	255	340
Data under STC : 1000w/m <sup>2</sup> , 25 °C, AM=1.5, Tolerance : 5%								

### Dimensions Drawing



### IV Curves



### Corporate Office

B/53-A, G.I.D.C Electronics Estate,  
Sector - 25, Gandhinagar - 382028,  
Gujarat, India.

Contact Number : 079 - 23288187.  
E-mail : [marketing@tromsolar.com](mailto:marketing@tromsolar.com)  
Web : [www.tromsolar.com](http://www.tromsolar.com)