

For a Free Quote:

Web: EnergyPal.com/solar

Call: 1-800-990-3725

Email: contact@energypal.com

EnergyPal

Solar Panel Guide Specification Data Sheet

PTP Energy Solutions

PT6P60-240W-260W

PT6P60-260W

Also available on the web at
EnergyPal.com/ptp-energy-solutions-solar-panels/pt6p60-260w



14.76-15.99%
MAXIMUM EFFICIENCY

240-260W
POWER OUTPUT RANGE

60 CELL
POLYCRYSTALLINE MODULE

0~+5W
POSITIVE OUTPUT GUARANTEE



Excellent low light performance on cloudy days, mornings and evenings

- Anti-reflective coating



Great aesthetics for residential applications

- High efficiency, lower weight, Easy handling and optimum utilization of roof space



Certified to withstand challenging environmental conditions

- 2400 Pa wind load
- 5400 Pa snow load
- 35mm hail stone at 97 km/hr



IP68 connectors enhance the reliability of the PV system



Blowing sand resistance certification



Anti-PID



Fire test certification



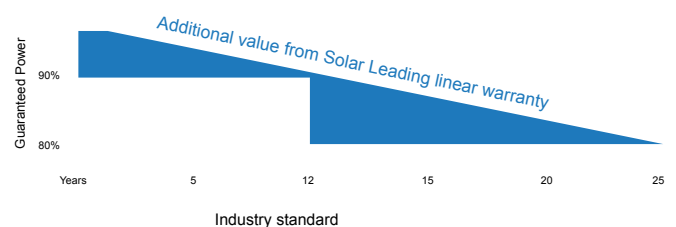
Ammonia corrosion certification



Salt mist corrosion certification

LINEAR PERFORMANCE WARRANTY

12 Year Product Warranty 25 Year Linear Power Warranty



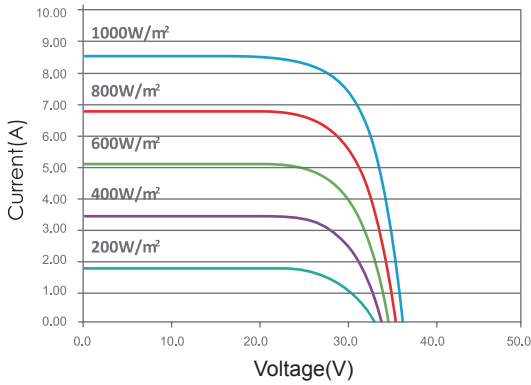
Electrical Characteristics

Characteristics	Unit	PT6P60-240W	PT6P60-245W	PT6P60-250W	PT6P60-255W	PT6P60-260W
Maximum Power (Pmax)	W	240	245	250	255	260
Power Tolerance	W	(0, +5)	(0, +5)	(0, +5)	(0, +5)	(0, +5)
Maximum Power Voltage (Vmp)	V	30.1	30.3	30.5	30.6	30.8
Maximum Power Current (Imp)	A	7.96	8.09	8.21	8.33	8.45
Open Circuit Voltage (Voc)	V	37.2	37.4	37.6	37.8	38.0
Short Circuit Current (Isc)	A	8.52	8.58	8.67	8.74	8.83
Module Efficiency (ηm)	%	14.76	15.06	15.37	15.68	15.99
Dimension of module	mm	1640×992×40mm (64.6×39.1×1.6inch)				
Pmax Temperature Coefficient	%/C	-0.44				
Voc Temperature Coefficient	%/C	-0.30				
Isc Temperature Coefficient	%/C	+0.05				
Maximum System Voltage	VDC	1000(TUV);600(UL)				
Maximum Series Fuse Rating	A	15				
Operating Temperature	C	-40 ~ +85				
NOCT	C	45±2				

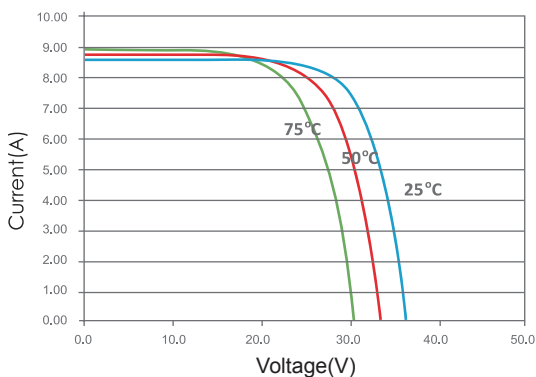
STC:1000W/m2.AM1.5 and 25 C cell temperature: NOCT : Nominal Operating Cell Temperature

I-V Curves

I-V Curves of PV Module PT6P60-240W (Cell Temp. 25 C)

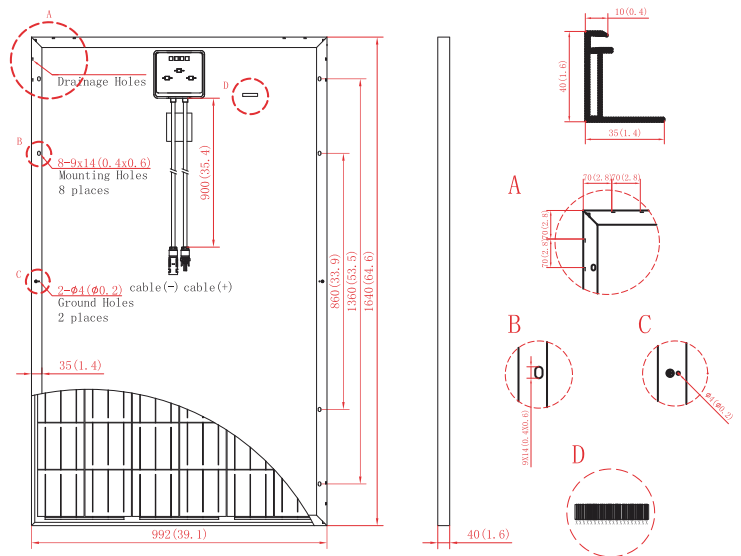


I-V Curves of PV Module PT6P60-240W at Different Cell Temp. (AM1.5, 1000W/m²)



Physical Characteristics

Unit:mm(inch)



Cell Type	156mm x 156mm, Polycrystalline Silicon
No. of Cells	60pcs (6x10)
Dimension	1640x992x40mm (64.6x39.1x1.6inch)
Weight	19.0kg (41.9lbs.)
Cable Length	900mm (35.4inch)
Bypass Diodes	6/6pcs
Junction Box	IP65/IP68
Front Glass	3.2mm (0.1inch) tempered low-iron glass
Frame	Anodized aluminum alloy

* Specifications are subjected to change without further notice