

For a Free Quote:

Web: EnergyPal.com/solar

Call: 1-800-990-3725

Email: contact@energypal.com

EnergyPal

Solar Panel Guide Specification Data Sheet

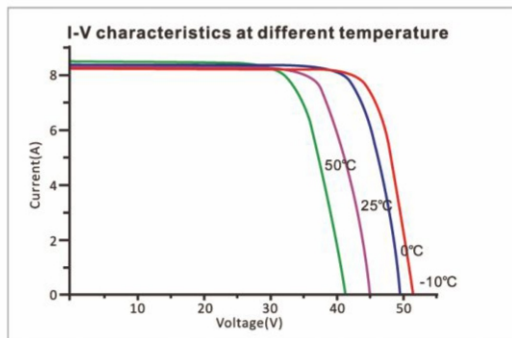
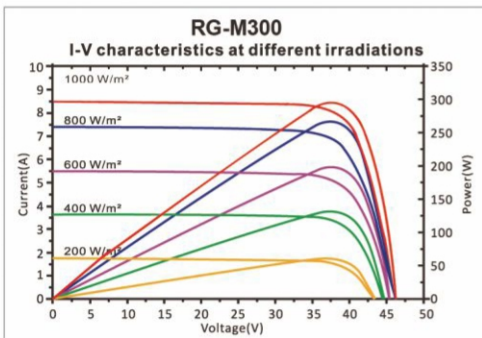

Shanghai Raggienergy Co.,Ltd

RG-M5-330

RG-M100

Also available on the web at
EnergyPal.com/shanghai-raggienergy-co-ltd-solar-panels/rg-m100

HIGH-EFFICIENCY MONOCRYSTALLINE SOLAR PV MODULES



APPLICATIONS:

- Off-grid power for cabins, vacation homes, RVs, campers, remote monitoring systems, and remote villages
- Solar water pumping and solar-powered refrigerators
- Remote WiFi and wireless repeaters

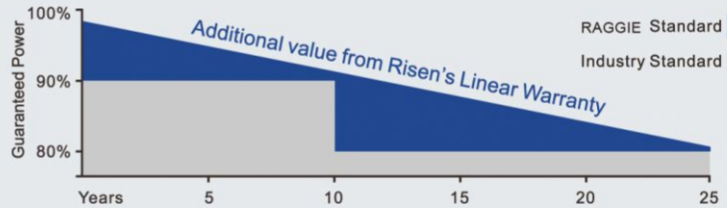
FEATURES:

- Junction Box is IP 65 rated enclosure (complete protection against environmental particles and a good level of protection against water projected by a nozzle)
- Raggie modules offer 3 year workmanship/**25 year** performance warranty
- Manufactured in accordance to **ISO9001** standards and features



LINEAR PERFORMANCE WARRANTY

12 year Product Warranty / 25 year Linear Power Warranty



ELECTRICAL CHARACTERISTICS:

Model	Maximum Power at STC(P _{max})	Power Tolerance(%)	Open Circuit Voltage(V _{oc})	Maximum power Voltage(V _{mp})	Short Circuit Current(I _{sc})	Maximum Power Current(I _{mp})	Solar cell Efficiency	Dimensions (mm)
RG-M5	5W	±3	10.8V	9V	0.62A	0.57A	17.5%	305X187X17
RG-M10	10W	±3	21.5V	17.5V	0.65A	0.58A	17.5%	310X290X20
RG-M20	20W	±3	21.5V	17.5V	1.31A	1.15A	17.5%	540X345X20
RG-M30	30W	±3	21.5V	17.5V	1.97A	1.71A	17.5%	540X435X20
RG-M40	40W	±3	21.5V	17.5V	2.63A	2.28A	17.5%	630X540X30
RG-M50	50W	±3	21.5V	17.5V	3.28A	2.86A	17.5%	700X540X30
RG-M60	60W	±3	21.5V	17.5V	3.94A	3.43A	17.5%	830X540X30
RG-M80	80W	±3	21.5V	17.5V	5.25A	4.57A	17.5%	1010X540X30
RG-M100	100W	±3	21.5V	17.5V	6.57A	5.72A	18.3%	1200X540X30
RG-M120	120W	±3	21.5V	17.5V	7.88A	6.86A	17.6%	1230X670X30
RG-M150	150W	±3	21.5V	17.5V	9.85A	8.58A	17.6%	1470X670X35
RG-M165	165W	±3	21.5V	17.5V	10.84A	9.43A	19.4%	1470X670X35
RG-M200	200W	±3	21.5V	17.5V	13.14A	11.43A	18.3%	1320X992X35
RG-M250	250W	±3	36V	30V	9.58A	8.34A	17.6%	1640X992X35
RG-M265	265W	±3	36V	30V	10.15A	8.83A	18.7%	1640X992X35
RG-M270	270W	±3	36V	30V	10.35A	9A	19%	1640X992X35
RG-M300	300W	±3	42V	36V	9.58A	8.34A	17.6%	1950X992X40
RG-M320	320W	±3	42V	36V	10.22A	8.89A	18.8%	1950X992X40
RG-M330	330W	±3	42V	36V	10.55A	9.17A	19.4%	1950X992X40