

**For a Free Quote:**

**Web: [EnergyPal.com/solar](http://EnergyPal.com/solar)**

**Call: 1-800-990-3725**

**Email: [contact@energypal.com](mailto:contact@energypal.com)**

# **EnergyPal**

## **Solar Panel Guide Specification Data Sheet**


**Ningbo Rarlon Photovoltaic Technology Co., Ltd**

**RL300-340HP-72**







**RL320HP-72**

Also available on the web at  
[EnergyPal.com/ningbo-rarlon-photovoltaic-technology-co-ltd-solar-panels/rl320hp-](http://EnergyPal.com/ningbo-rarlon-photovoltaic-technology-co-ltd-solar-panels/rl320hp-72)

# Photovoltaic Module Polycrystalline72



## KEY FEATURES

-  High module efficiency through superior manufacturing technology
-  No power loss thanks to improved temperature co-efficient caused by 5BB or 6BB perc solar cell
-  Strictly control the micro-crack of solar cells and the other non visible defect of internal modules
-  Module can bear snow loads up to 5400Pa and wind loads up to 2400Pa
-  Manufactured according to and certified international I Quality and Environment Management System
-  Using advanced low reflection and high light transmission glass and cell sheet surface cutting technology, in the weak light environment can also play a good performance.



## Temperature Coefficient and Mechanical Characteristics

Nominal Operating Cell Temperature (NOCT)	47°C+/-2°C		Front glass	3.2mm tempered glass
Temperature Coefficient of Pmax	-0.47%/°C		Frame	Anodized aluminium alloy
Temperature Coefficient of VOC	-0.346%/°C		Junction box	PV_*****
Temperature Coefficient of ISC	+0.036%/°C		Connector	Plug and socket
Solar cell	Poly156*156mm		Output cables	PV 4.0mm <sup>2</sup> ,0.9m
No.of cells	72 (6×12)		1*20'	300pcs
Dimensions	1956mm*992mm*40mm		1*40'	624pcs
Weight	22kg		1*40'HQ	715pcs

## Electrical Characteristics

Model	RL300HP-72	RL310HP-72	RL320HP-72	RL330HP-72	RL340HP-72
Maximum Power at STC(Pmax)	300W	310W	320W	330W	340W
Optimum Operating Voltage (Vmp)	37.23V	37.32V	37.84 V	37.99 V	38.16 V
Optimum Operating Current (Imp)	8.06A	8.31A	8.458 A	8.687 A	8.912 A
Open-Circuit Voltage(Voc)	44.71V	44.76V	46.48 V	46.63 V	46.79 V
Short-Circuit Current (Isc)	8.947A	9.234A	8.896 A	9.143 A	9.388 A
Solar Cell Efficiency(%)	17.46	18.05	18.63	19.21	19.79
Solar Module Efficiency (%)	15.46	15.98	16.49	17.01	17.52
Operating Temperature	-40to85°C				
Maximum System Voltage	DC1000				
Maximum Series Fuse Rating	15A				
Power Tolerance	0~+3%				
STC:Irradiance 1000W/m <sup>2</sup> ,Modules Temperature 25°C,AM=1.5					