

For a Free Quote:

Web: **EnergyPal.com/solar**

Call: **1-800-990-3725**

Email: **contact@energypal.com**

EnergyPal

Solar Panel Guide Specification Data Sheet

Jiangsu SunLink PV Technology Co., Ltd.

SL180-24M

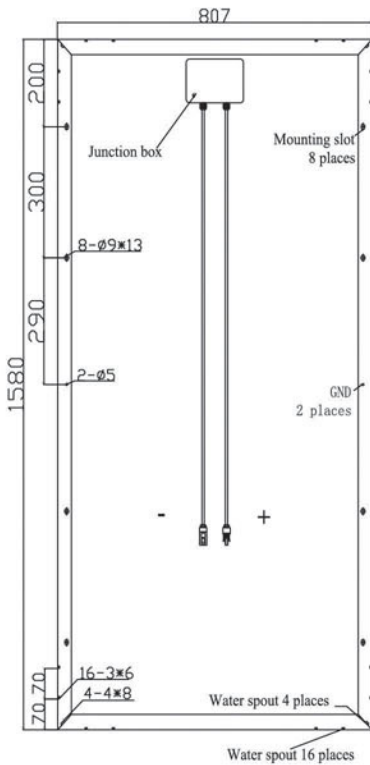

SL180-24M 185

Also available on the web at

EnergyPal.com/jiangsu-sunlink-pv-technology-co-ltd-solar-panels/sl180-24m-185

200 W Maximum Power

High Efficiency Mono-crystalline
Solar Module



BENEFITS

- High and stable conversion efficiency based on over 8 years professional experience
- High reliability with guaranteed 0 - + 3 % output power tolerance
- Proven materials, tempered front glass and a sturdy anodized aluminum frame allow modules to operate reliably in multiple mountly configuration
- Combination of high efficiency and attractive appearance

QUALITY AND SAFETY

- 25-year output power warranty
- ISO9001: 2008 (Quality Management System) certified factory
- IEC 61215, Safety tested IEC 61730, CE
- Product Liability Insurance guarantee end users' benefit
- Hail impact: 277 g steel ball falling from 1 m height, 60 m/s wind speed increased snow load according to IEC 61215: up to 5400 N/m² wind load and suction according to IEC 61215: up to 2400 N/m²

TEMPERATURE COEFFICIENTS

Temperature coefficients		at 1000 W/m ² , 25 °C, air mass: 1.5
Voltage coefficient (V_{oc})	β	- 0.35 %/K
Current coefficient (I_{sc})	α	+ 0.055 %/K
Power coefficient (P_{mpp})	γ	- 0.45 %/K
Minimum power tolerance		0 - + 3 %



SunLink PV Technology Co., Ltd.
 Nanyuan Road, Zhangjiagang Economic Development Zone,
 Jiangsu Province, 215600, China.
 Tel: +86-512-58166568 58166566
 Fax: +86-512-58166560
 www.sunlink-pv.com

200 W Maximum Power



TECHNICAL DATA

Solar cell	72 mono-crystalline 125 × 125 mm
Front glass	3.2 mm tempered glass
Junction box	IP65 rated
Bypass-diodes	3 pieces
Output cables	900 mm length cable, compliable with MC IV connectors
Frame	anodized aluminium
Weight	15 kg
Dimensions	1580 × 807 × 35 mm

ELECTRICAL DATA

Module Type	SL180-24M200	SL180-24M195	SL180-24M190	SL180-24M185	SL180-24M180
Nominal peak power (P_{max})	200 W	195 W	190 W	185 W	180 W
Nominal voltage (V_{mpp})	36.2 V	36.2 V	36.2 V	36.2 V	36.0 V
Nominal current (I_{mpp})	5.52 A	5.38 A	5.25 A	5.11 A	5.00 A
Open circuit voltage (V_{oc})	45.5 V	45.5 V	45.4 V	45.2 V	45.0 V
Short circuit current (I_{sc})	5.72 A	5.58 A	5.44 A	5.32 A	5.20 A
Module efficiency	15.7 %	15.3 %	14.9 %	14.5 %	14.1 %
Operating Temperatre	- 40 to + 85 °C	- 40 to + 85 °C	- 40 to + 85 °C	- 40 to + 85 °C	- 40 to + 85 °C
Maximum System Voltage	1000 V DC	1000 V DC	1000 V DC	1000 V DC	1000 V DC

STC: Irradiation: 1000 W/m², module temperature: 25 °C, air mass: 1.5 (EN 60904-3)

Maximum power (P_{max})	144 W	140 W	137 W	133 W	130 W
Nominal voltage (V_{mpp})	34.7 V	34.7 V	34.7 V	34.7 V	34.5 V
Nominal current (I_{mpp})	4.15 A	4.05 A	3.95 A	3.84 A	3.76 A
Open circuit voltage (V_{oc})	42.0 V	42.0 V	41.9 V	41.7 V	41.5 V
Short circuit current (I_{sc})	4.26 A	4.16 A	4.05 A	3.96 A	3.87 A

NOCT: Irradiation: 800 W/m², module temperature: 45 °C, air mass: 1.5

Performance under weak light conditions (200 W/m²) EN60904-1. 95.3 % or higher of the STC efficiency (1000 W/m²) is achieved

PACKING CONFIGURATION

Container	20' GP	40' GP
Pieces per pallet	12	28
Pallets per container	31	31
Pieces per container	372	868

WARRANTY AND CERTIFICATIONS

Warranty	10 years workmanship 12 years 90 % of the nominal power warranty 25 years 80 % of the nominal power warranty
----------	--

Certifications	IEC 61215, Safety tested IEC 61730 part 2, CE
----------------	---

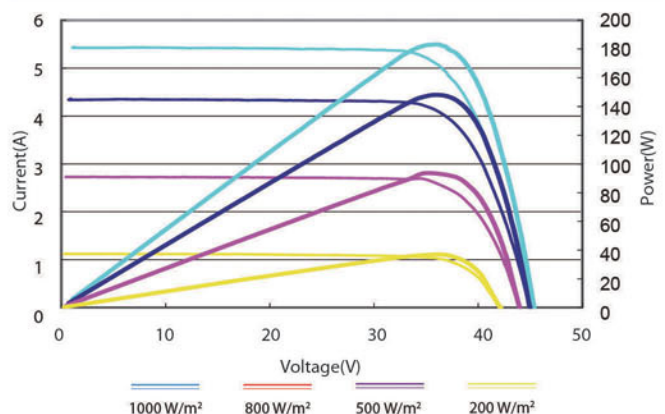
CAUTION: Read Safety And Installation.Instructions Before Using The Product.

© April 2012 SunLink PV Technology Co., Ltd. All rights reserved.

Specifications included in this datasheet are subject to change without notice.

Printed on recycled paper.

Current-Voltage & Power-Voltage Curve (SL180-24M180)



SunLink PV APPOINTED DEALER