

**For a Free Quote:**

**Web: [EnergyPal.com/solar](http://EnergyPal.com/solar)**

**Call: 1-800-990-3725**

**Email: [contact@energypal.com](mailto:contact@energypal.com)**

# **EnergyPal**

## **Solar Panel Guide Specification Data Sheet**

**Sunlife Solar Co. Pvt. Ltd**

**SLS020M**

**SLS020M**

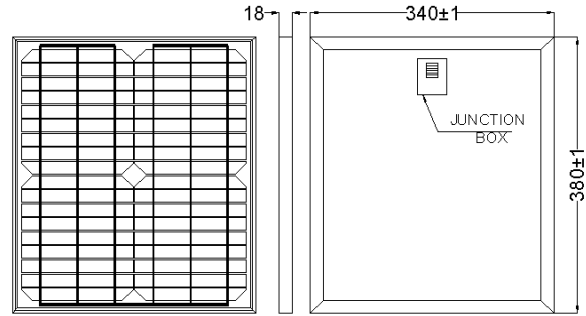
Also available on the web at  
[EnergyPal.com/sunlife-solar-co-pvt-ltd-solar-panels/sls020m](http://EnergyPal.com/sunlife-solar-co-pvt-ltd-solar-panels/sls020m)



**ELECTRICAL SPECIFICATIONS**

Model NO.	SLS015M	SLS017M
Peak power(Pmax)	15W	17W
Maximum power voltage(Vmp)	18.0V	18.2V
Maximum power current(Imp)	0.83A	0.93A
Short-circuit current(Isc)	0.87A	0.99A
Open circuit voltage(Voc)	22.2V	22.6V
Cell efficiency( $\eta$ )	16.00%	17.20%
Power tolerance:	±3%	
Operating temperature	-40°C to +85°C	
Maximum system voltage	600VDC	

**PHYSICAL CHARACTERISTICS**

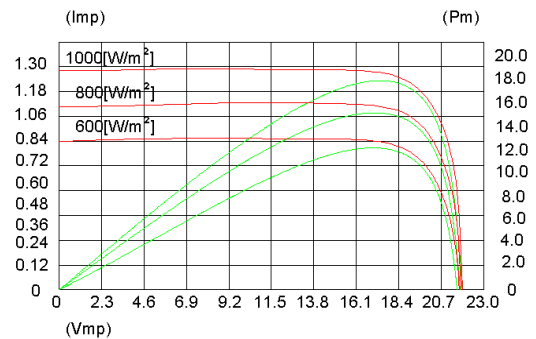


**TEMPERATURE COEFFICIENT**

Current temperature coefficient	0.037%/°C
Voltage temperature coefficient	-0.34%/°C
Power temperature coefficient	-0.48%/°C

STC: Irradiance of 1000W /m2, AM 1.5, Cell Temperature of 25°C

**ELECTRICAL CHARACTERISTICS**



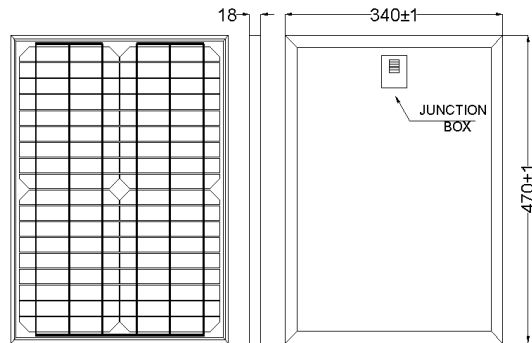
**MECHANICAL SPECIFICATIONS**

Cell Type	156mm x 156mm
Number of Cells	36 cells in series
Weight	2.1kg (4.75lbs)
Dimension	380x340x18mm
Max Load	5400 Pascals ( 112 lb/ft2)
Junction Box	
Cable/Connector	

**ELECTRICAL SPECIFICATIONS**

Model NO.	SLS020M
Peak power(Pmax)	20W
Maximum power voltage(Vmp)	18.0V
Maximum power current(Imp)	1.11A
Short-circuit current(Isc)	1.17A
Open circuit voltage(Voc)	22.4V
Cell efficiency( $\eta$ )	16.50%
Power tolerance:	±3%
Operating temperature	-40°C to +85°C
Maximum system voltage	600VDC

**PHYSICAL CHARACTERISTICS**

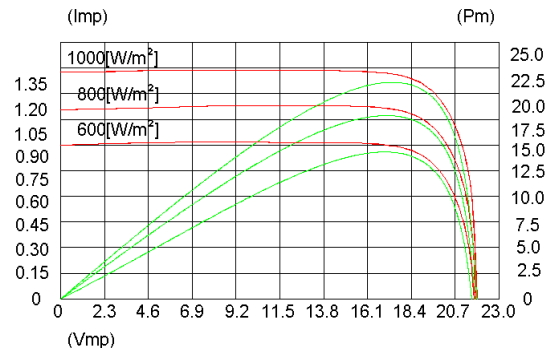


**TEMPERATURE COEFFICIENTS**

Current temperature coefficient	0.037%/°C
Voltage temperature coefficient	-0.34%/°C
Power temperature coefficient	-0.48%/°C

STC: Irradiance of 1000W /m2, AM 1.5, Cell Temperature of 25°C

**ELECTRICAL CHARACTERISTICS**



**MECHANICAL SPECIFICATIONS**

Cell Type	156mm x 156mm
Number of Cells	36 cells in series
Weight	2.6kg (5.72lbs)
Dimension	470x340x18mm
Max Load	5400 Pascals ( 112 lb/ft2)
Junction Box	
Cable/Connector	