

For a Free Quote:

Web: EnergyPal.com/solar

Call: 1-800-990-3725

Email: contact@energypal.com

EnergyPal

Solar Panel Guide Specification Data Sheet

SpolarPV Technology Co., Ltd.

SPM6-60L 310-330W

SP315M6-60L

Also available on the web at
EnergyPal.com/spolarpv-technology-co-ltd-solar-panels/sp315m6-60l




SpolarPV
Easy Invest, More Returns

SPM6-60L

310-330 Watt

MONO CRYSTALLINE MODULE

- SP310M6-60L
- SP315M6-60L
- SP320M6-60L
- SP325M6-60L
- SP330M6-60L



20.0%
Module efficiency

12
years

Product warranty

330 W
Highest power output

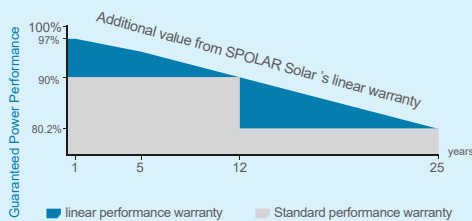
25
years

Linear power warranty

0 ~ +5W
Positive power tolerance

Key Features

Linear Performance Warranty



High Efficiency

Higher module conversion efficiency benefit from Passivated Emitter Rear Contact (PERC) technology.



PID Resistant

Excellent Anti-PID performance guarantee limited power degradation for mass production.



Low-light Performance

Advanced glass and cell surface texture design ensure excellent performance in low light environment.



Severe Weather Resilience

Certified to withstand: wind load (2400 Pascal) and snow load (5400 Pascal).



Durability against extreme environmental conditions

High salt mist and ammonia resistance.



ISO9001:2016 ISO14001:2016
OHSAS18001:2011 certified factory.
IEC61215 IEC61730 certified products.



www.spolarpv.com

Electrical Characteristics at Standard Test Conditions (STC)

Module Type	SP310M6-60L	SP315M6-60L	SP320M6-60L	SP325M6-60L	SP330M6-60L
Maximum Power -Pmax (W)	310	315	320	325	330
Maximum Power Voltage - Vmp (V)	32.6	32.89	33.17	33.44	33.75
Maximum Power Current - Imp (A)	9.51	9.58	9.65	9.72	9.78
Open-circuit Voltage - Voc (V)	40.3	40.53	40.78	41.04	41.3
Short-circuit Current - Isc (A)	10.04	10.11	10.18	10.25	10.32
Module Efficiency STC (%)	18.8%	19.1%	19.4%	19.7%	20.0%

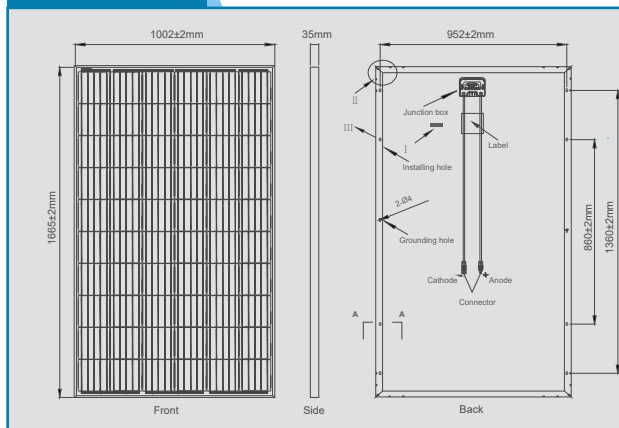
Electrical Characteristics at Normal Operating Cell Temperature (NOCT)

Module Type	SP310M6-60L	SP315M6-60L	SP320M6-60L	SP325M6-60L	SP330M6-60L
Maximum Power -Pmax (W)	229	233	237	241	244
Maximum Power Voltage - Vmp (V)	30.67	31.0	31.32	31.64	31.96
Maximum Power Current - Imp (A)	7.48	7.52	7.56	7.60	7.64
Open-circuit Voltage - Voc (V)	37.95	38.25	38.56	38.85	39.16
Short-circuit Current - Isc (A)	7.93	7.97	8.01	8.05	8.09
Power tolerance	0~+5W	Operating Temperature(°C)		-40 C~+85 C	
Temperature coefficients of Pmax	-0.37%/C	Maximum system voltage		1000/1500V	
Temperature coefficients of Voc	-0.31%/C	Maximum series fuse rating		15A	
Temperature coefficients of Isc	0.05%/C	Nominal operating cell temperature		45±2 C	

Mechanical Characteristics

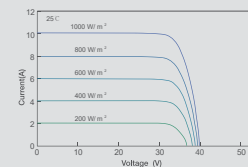
Cell Type	Mono-crystalline PERC 158.75×158.75mm
No.of cells	60 (6×10)
Dimensions	1665×1002×35mm
Weight	18.0 kg
Front Glass	3.2mm, High Transmission, Low Iron, Tempered Glass
Frame	Anodized Aluminium Alloy
Junction Box	IP67 Rated
Output Cables	1×4.0mm ² , Length:900mm or Customized Length
Packaging Configuration	30pcs/pallet , 60-65pcs/stack, 840-910pcs/40'HQContainer (Two pallets=One stack)

Dimensions



IV-Curves

Current-Voltage Curve under different irradiance



Current-Voltage Curve under different working temperatures

