

For a Free Quote:

Web: **EnergyPal.com/solar**

Call: **1-800-990-3725**

Email: **contact@energypal.com**

EnergyPal

Solar Panel Guide Specification Data Sheet

SpolarPV Technology Co., Ltd.

SPHM6-60L 325-340W

SP330HM6-120L

Also available on the web at
EnergyPal.com/spolarpv-technology-co-ltd-solar-panels/sp330hm6-120l


SPHM6-120L 325-340 Watt

MONO CRYSTALLINE MODULE

- SP325HM6-120L
- SP330HM6-120L
- SP335HM6-120L
- SP340HM6-120L



SpolarPV
Superior, Premium



22.2%

Module efficiency



Product warranty

340 W

Highest power output



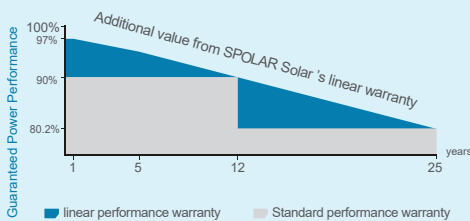
Linear power warranty

0 ~ +5W

Positive power tolerance

Key Features

Linear Performance Warranty



High Efficiency

Higher module conversion efficiency benefit from Passivated Emitter Rear Contact (PERC) technology.



PID Resistant

Excellent Anti-PID performance guarantee limited power degradation for mass production.



Low-light Performance

Advanced glass and cell surface texture design ensure excellent performance in low light environment.



Severe Weather Resilience

Certified to withstand: wind load (2400 Pascal) and snow load (5400 Pascal).



Durability against extreme environmental conditions

High salt mist and ammonia resistance.



ISO9001:2016 ISO14001:2016
OHSAS18001:2011 certified factory.
IEC61215 IEC61730 certified products.

www.spolarpv.com

Electrical Characteristics at Standard Test Conditions (STC)

Module Type	SP325HM6-120L	SP330HM6-120L	SP335HM6-120L	SP340HM6-120L
Maximum Power -Pmax (W)	325	330	335	340
Maximum Power Voltage - Vmp (V)	34.36	34.63	34.9	35.1
Maximum Power Current - Imp (A)	9.46	9.53	9.60	9.82
Open-circuit Voltage - Voc (V)	41.26	41.53	41.78	41.98
Short-circuit Current - Isc (A)	9.99	10.08	10.16	10.46
Module Efficiency STC (%)	19.28%	19.57%	19.87%	22.2%

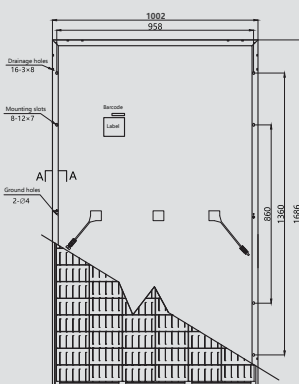
Electrical Characteristics at Normal Operating Cell Temperature (NOCT)

Module Type	SP325HM6-120L	SP330HM6-120L	SP335HM6-120L	SP340HM6-120L
Maximum Power -Pmax (W)	242	246	250	252
Maximum Power Voltage - Vmp (V)	31.99	32.24	32.49	34.38
Maximum Power Current - Imp (A)	7.58	7.58	7.69	7.82
Open-circuit Voltage - Voc (V)	39.09	39.34	39.58	39.68
Short-circuit Current - Isc (A)	8.06	8.13	8.20	8.36
Power tolerance	0~+5W	Operating Temperature(°C)		-40 C ~+85 C
Temperature coefficients of Pmax	-0.40%/C	Maximum system voltage		1000/1500VDC
Temperature coefficients of Voc	-0.31%/C	Maximum series fuse rating		15A
Temperature coefficients of Isc	0.05%/C	Nominal operating cell temperature		45±2C

Mechanical Characteristics

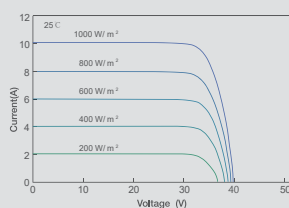
Cell Type	Mono-crystalline PERC 158.75×79.38mm
No.of cells	120 (6×20)
Dimensions	1686×1002×35mm
Weight	18.5 kg
Front Glass	3.2mm, High Transmission, Low Iron, Tempered Glass
Frame	Anodized Aluminium Alloy
Junction Box	IP67 Rated
Output Cables	1×4.0mm ² , Length:900mm or Customized Length
Packaging Configuration	30pcs/pallet , 60-64pcs/stack, 780-832pcs/40'HQContainer (Two pallets=One stack)

Dimensions



IV-Curvas

Current-Voltage Curve under different irradiance



Current-Voltage Curve under different working temperatures

