

For a Free Quote:

Web: EnergyPal.com/solar

Call: 1-800-990-3725

Email: contact@energypal.com

EnergyPal


Solar Panel Guide Specification Data Sheet

Sunrise Energy Co., Ltd.

SR-M672L-390W

SR-M672380L

Also available on the web at
EnergyPal.com/sunrise-energy-co-ltd-solar-panels/sr-m672380l



Power Max Series
Large Dimension Half Cell Mono Solar Module

SR-M672HL SR-M672390HL
SR-M672395HL
390~405W SR-M672400HL
SR-M672405HL

IEC61215/IEC61730

ISO9001:Quality Management System ISO14001:Environmental Management System

ISO45001:Occupational Health and Safety Management System



PID Resistance



Higher Power Output



5 Bus Bar Half Cut Cell
With PERC Technology



Strengthened Mechanical
Support 5400 Pa Snow
Load, 2400 Pa Wind Load

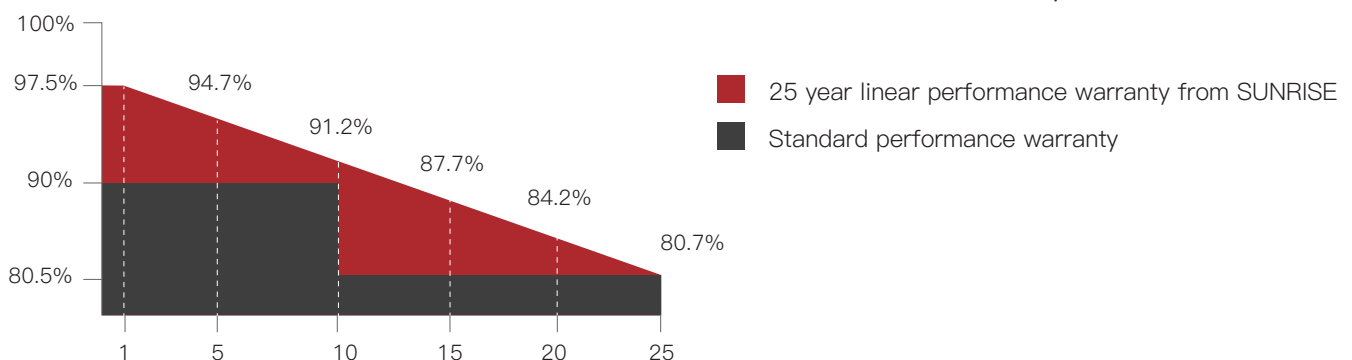


0~3% Positive Tolerance



Saving BOS cost

Additional value from SUNRISE linear warranty



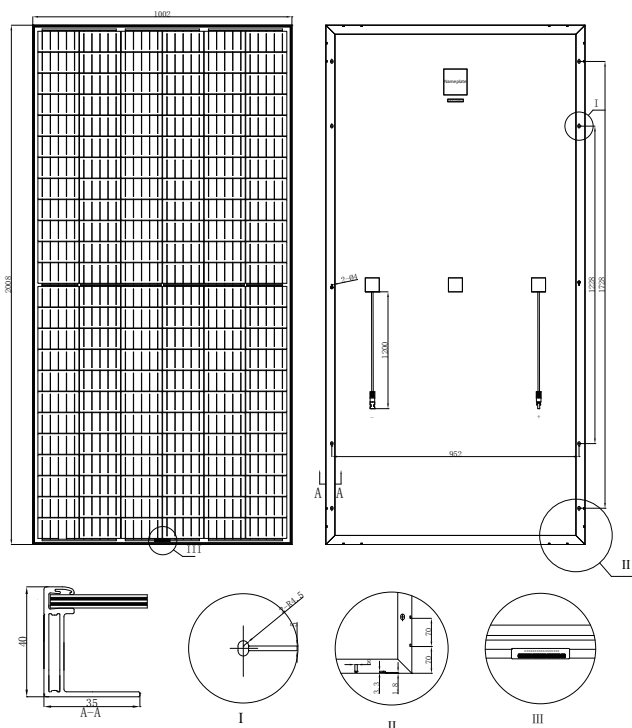


Module Type		SR-M672390HL		SR-M672395HL		SR-M672400HL		SR-M672405HL	
Test Environment		STC	NOCT	STC	NOCT	STC	NOCT	STC	NOCT
Tolerance	(%)	0~+3		0~+3		0~+3		0~+3	
Module Efficiency	(%)	19.39		19.64		19.89		20.13	
Maximum Power	Pmax(W)	390	295	395	299	400	303	405	306.79
Open Circuit Voltage	Voc(V)	49.31	48.01	49.52	48.22	49.81	48.51	50.54	49.22
Short Circuit Current	Isc(A)	10.12	8.02	10.22	8.08	10.36	8.16	10.14	7.99
Maximum Power Voltage	Vm(V)	41.11	39.11	41.42	39.32	41.71	39.61	42	39.89
Maximum Power Current	Im(A)	9.49	7.54	9.54	7.59	9.6	7.66	9.65	7.7
Cell Type	(mm)	158.75×79.375(Mono-Crystalline Silicon)							
Number of Cells	(Pcs)	144(6×24)							
Maximum System Voltage	(V)	DC1000							
Temp. Coeff. of Voc	(%/°C)	-0.282							
Temp. Coeff. of Isc	(%/°C)	0.041							
Temp. Coeff. of Pm	(%/°C)	-0.387							
Operating Temperature	°C	-40 to 85							
Nominal Operating Cell Temperature (NOCT)	°C	45±2							
Max. Series Fuse	(A)	15							
Pressure Bearing	(Pa)	5400							
Wind Bearing	(Pa)	2400							

STC: Irradiance 1000W/m², Cell temperature 25°C, AM1.5

NOCT: Irradiance 800W/m², Ambient temperature 20°C, Wind speed 1m/s

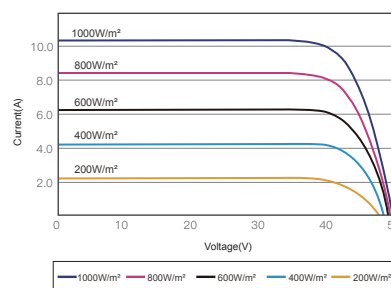
ENGINEERING DRAWINGS



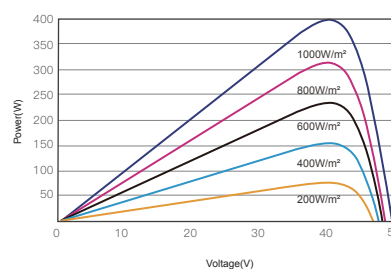
MATERIAL DETAILS

Frame	Anodized aluminum
Glass	3.2mm low-iron tempered suede glass
Cell	6×24 pcs 158.75x79.375mm mono solar cell
Junction Box	Rated Current ≥15A, Ip ≥67, TDV & UL
Cable&Connector	4mm ² , MC4 or MC4 compatible

IV CURVES



I-V CURVES OF PV MODULE(400W)



P-V CURVES OF PV MODULE(400W)

PACKING DETAILS

Dimension	(mm)	2008×1002×40
Weight	(kg)	22.4
Loading Capacity		638 pcs/40'HC
Packing	pcs/pallet	26