

For a Free Quote:

Web: EnergyPal.com/solar

Call: 1-800-990-3725

Email: contact@energypal.com

EnergyPal

Solar Panel Guide Specification Data Sheet

Sky Energy Indonesia

ST72M180-210

ST72M180





Also available on the web at
EnergyPal.com/sky-energy-indonesia-solar-panels/st72m180



SOLAR MODULES



Features & Performance

Our PV modules have been certified by the TUV, CE, CSA; SKY ENERGY is certified by ISO9001, ISO14001, OHSAS18001 etc. As a leading PV manufacturer in Indonesia, our prioritized goal is to keep developing and producing high quality and high efficiency modules.

-  **Maximum Power: 210Wp**
-  **Module Efficiency: 16.45%**
-  **Product Warranty: 10 years**
-  **Power Warranty: 10 years $\geq 90\%$
25 years $\geq 80\%$**

ST72M210/205/200
ST72M195/190/185
ST72M180


Mechanical Property


-  Snow loads up to 5400Pa
-  Wind loads up to 2400Pa

Low Light Performance

Excellent performance under low light (morning, evening and cloudy days)

High Durability

-  Durable PV modules, independently tested for harsh environmental conditions, such as exposure to salt mist, ammonia and known PID risk factors.



25 Years Linear Warranty



Electrical Performance (STC : AM 1.5, 1000W/m², 25°C)

Module Type	ST72M210	ST72M205	ST72M200	ST72M195	ST72M190	ST72M185	ST72M180
Maximum Power (Pmax / W)	210	205	200	195	190	185	180
Power Tolerance	0 ~ +3%						
Maximum Power Voltage (Vm / V)	38.0	37.7	37.4	36.7	36.5	36.1	35.3
Maximum Power Current (Im / A)	5.54	5.45	5.36	5.33	5.22	5.13	5.11
Open Circuit Voltage (Voc / V)	45.3	45.1	45.0	44.8	44.6	44.5	44.0
Short Circuit Current (Isc / A)	5.97	5.87	5.78	5.72	5.65	5.52	5.45
Module Efficiency (%)	16.45	16.06	15.67	15.27	14.88	14.49	14.10

Electrical Performance (NOCT : wind speed 1m/s, 800W/m², 20°C)

Module Type	ST72M210	ST72M205	ST72M200	ST72M195	ST72M190	ST72M185	ST72M180
Maximum Power (Pmax / W)	153	150	146	142	139	135	131
Maximum Power Voltage (Vm / V)	34.5	34.3	33.9	33.3	33.1	32.8	32.1
Maximum Power Current (Im / A)	4.45	4.37	4.30	4.27	4.19	4.12	4.10
Open Circuit Voltage (Voc / V)	41.6	41.5	41.4	41.2	41.0	40.9	40.5
Short Circuit Current (Isc / A)	4.83	4.74	4.67	4.62	4.56	4.46	4.40

Mechanical Properties

Dimensions (LxWxH / mm)	1580x808x35
Weight (Kgs)	14.6
Solar Cells	Monocrystalline 125x125mm
No. of Cells	72 (6x12)
Glass	3.2mm low-iron tempered glass
Frame	Anodized aluminum alloy
Junction box	IP 65 above, 3 bypass diodes
Cables	4mm ² , length 900mm
Connectors	IP67, MC4 compatible

Operation Conditions

Maximum System Voltage (VDC)	1000 (IEC) / 600 (UL)
Maximum Series Fuse Rating (A)	10
Operating Module Temperature (°C)	-40 to +85

Temperature Properties

Normal Operating Cell Temperature	45±2 °C
Temperature Coefficient of Pm	-0.45 %/°C
Temperature Coefficient of Voc	-0.344 %/°C
Temperature Coefficient of Isc	+0.021 %/°C

System Design

Hail safety impact velocity	D 25mm at 23mm/s
Static Load (Front/Back)	5400Pa/2400Pa
Application class	Class A
Fire safety class (IEC61730)	Class C

Packing Configuration

Container Sizes	20GP	40HC
Pieces per pallet	28/34	28/40
Pallets per Container	6+6	14+14
Total pieces	372	952

