

**For a Free Quote:**

Web: [EnergyPal.com/solar](http://EnergyPal.com/solar)

Call: 1-800-990-3725

Email: [contact@energypal.com](mailto:contact@energypal.com)

# EnergyPal

## **Solar Panel Guide Specification Data Sheet**

**Topsky Energy (HK) Limited  
Suntech-P320-330w  
STP320- 24/Vfw**

Also available on the web at  
[EnergyPal.com/topsky-energy-hk-limited-solar-panels/stp320-24-vfw](http://EnergyPal.com/topsky-energy-hk-limited-solar-panels/stp320-24-vfw)

**STP330 - 24/Vfw**  
**STP325 - 24/Vfw**  
**STP320- 24/Vfw**



## 330 Watt POLYCRYSTALLINE SOLAR MODULE



### Features



#### High module conversion efficiency

16.9%

Module efficiency up to 16.9% achieved through advanced cell technology and manufacturing capabilities



#### High PID resistant

Advanced cell technology and qualified materials lead to high resistance to PID



#### Positive tolerance

0/+5W

Positive tolerance of up to 5W delivers higher output reliability



#### Suntech current sorting process

2%

System output maximized by reducing mismatch losses up to 2% with modules sorted & packaged by amperage



#### Extended wind and snow load tests

3800Pa  
5400Pa

Module certified to withstand extreme wind (3800 Pascal) and snow loads (5400 Pascal) \*



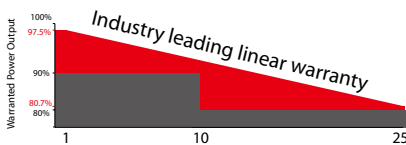
#### Withstanding harsh environment

Reliable quality leads to a better sustainability even in harsh environment like desert, farm and coastline

### Trust Suntech to Deliver Reliable Performance Over Time


- World-class manufacturer of crystalline silicon photovoltaic modules
- Unrivaled manufacturing capacity and world-class technology
- Rigorous quality control meeting the highest international standards: ISO 9001: 2008, ISO 14001: 2004 and ISO17025: 2005
- Regular independently checked production process from international accredited institute/company
- Tested for harsh environments (salt mist, ammonia corrosion and sand blowing testing: IEC 61701, IEC 62716, DIN EN 60068-2-68)\*\*\*
- Long-term reliability tests
- 2 x 100% EL inspection ensuring defect-free

### Industry-leading Warranty based on nominal power



- 97.5% in the first year, thereafter, for years two (2) through twenty-five (25), 0.7% maximum decrease from MODULE's nominal power output per year, ending with the 80.7% in the 25th year after the defined WARRANTY STARTING DATE.\*\*\*\*
- 12-year product warranty
- 25-year linear performance warranty

### Special 5 busbar design



The unique cell design leads reduction in electrodes resistance, shading are and raise in conversion efficiency. Uniform the cell stress, less cell micro-cracks. Make the solar cell more durable and reliable.

### IP68 Rated Junction Box



The Suntech IP68 rated junction box ensures an outstanding waterproof level, supports installations in all orientations and reduces stress on the cables. High reliable performance, low resistance connectors ensure maximum output for the highest energy production.

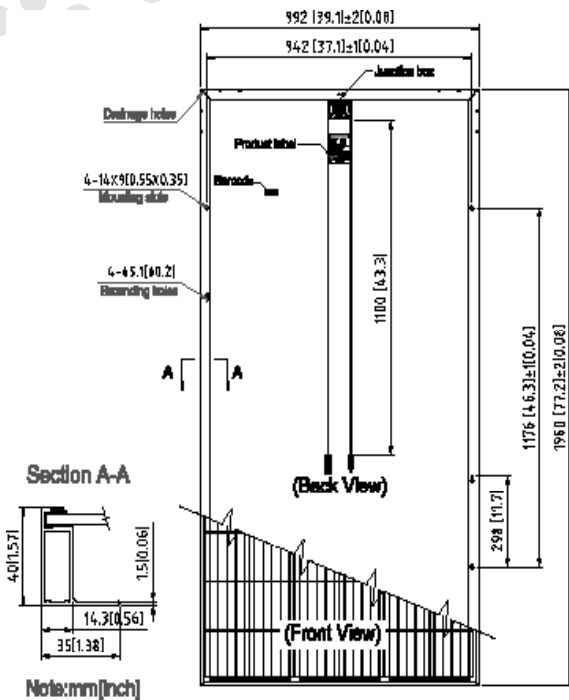
\* Please refer to Suntech Standard Module Installation Manual for details. \*\*PV Cycle only for EU market.

\*\*\* Please refer to Suntech Product Near-coast Installation Manual for details. \*\*\*\* Please refer to Suntech Product Warranty for details.

# STP330 - 24/Vfw

## STP325 - 24/Vfw

### STP320 - 24/Vfw



#### Electrical Characteristics

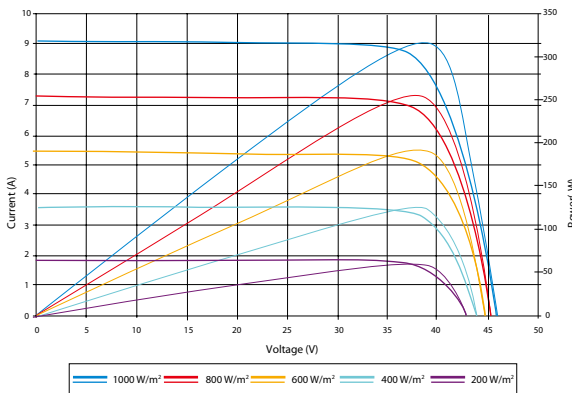
STC	STP330-24/ Vfw	STP325-24/ Vfw	STP320-24/ Vfw
Maximum Power at STC (Pmax)	330W	325 W	320 W
Optimum Operating Voltage (Vmp)	37.5V	37.3V	37.1 V
Optimum Operating Current (Imp)	8.81A	8.72A	8.63A
Open Circuit Voltage (Voc)	46.2V	45.9 V	45.8 V
Short Circuit Current (Isc)	9.38A	9.26 A	9.14A
Module Efficiency	16.9%	16.7%	16.5%
Operating Module Temperature	-40 °C to +85 °C		
Maximum System Voltage	1000 V DC (IEC)		
Maximum Series Fuse Rating	20 A		
Power Tolerance	0/+5 W		

STC: Irradiance 1000 W/m<sup>2</sup>, module temperature 25 °C, AM=1.5;  
Best in Class AAA solar simulator (IEC 60904-9) used, power measurement uncertainty is within +/- 3%

NOCT	STP330-24/ Vfw	STP325-24/ Vfw	STP320-24/ Vfw
Maximum Power at NOCT (Pmax)	244W	240W	235W
Optimum Operating Voltage (Vmp)	34.4V	34.2V	34.0V
Optimum Operating Current (Imp)	7.22A	6.99 A	6.90 A
Open Circuit Voltage (Voc)	42.5V	42.2V	41.8 V
Short Circuit Current (Isc)	7.63A	7.49A	7.40 A


NOCT: Irradiance 800 W/m<sup>2</sup>, ambient temperature 20 °C, AM=1.5, wind speed 1 m/s;  
Best in Class AAA solar simulator (IEC 60904-9) used, power measurement uncertainty is within +/- 3%

#### Current-Voltage & Power-Voltage Curve (330-24)



Excellent performance under weak light conditions: at an irradiation intensity of 200 W/m<sup>2</sup> (AM 1.5, 25 °C), **96.5%** or higher of the STC efficiency (1000 W/m<sup>2</sup>) is achieved

#### Dealer information



#### Temperature Characteristics

Nominal Operating Cell Temperature (NOCT)	45±2°C
Temperature Coefficient of Pmax	-0.41 %/°C
Temperature Coefficient of Voc	-0.33 %/°C
Temperature Coefficient of Isc	0.067 %/°C

#### Mechanical Characteristics

Solar Cell	Polycrystalline silicon 6 inches
No. of Cells	72 (6 × 12)
Dimensions	1960 × 992 × 40mm (77.2 × 39.1 × 1.6 inches)
Weight	25.9 kgs (57.1 lbs.)
Front Glass	4.0 mm (0.16 inches) tempered glass
Frame	Anodized aluminium alloy
Junction Box	IP68 rated (3 bypass diodes)
Output Cables	TUV (2Pfg1 169:2007) 4.0 mm <sup>2</sup> (0.006 inches <sup>2</sup> ), symmetrical lengths (-) 1100mm (43.3 inches) and (+) 1100 mm (43.3 inches)
Connectors	MC4 compatible

#### Packing Configuration

Container	20' GP	40' GP	40' HC
Pieces per pallet	25	25	25
Pallets per container	5	12	24
Pieces per container	125	300	600

Information on how to install and operate this product is available in the installation instruction. All values indicated in this data sheet are subject to change without prior announcement. The specifications may vary slightly. All specifications are in accordance with standard EN 50380. Color differences of the modules relative to the figures as well as discolorations of/in the modules which do not impair their proper functioning are possible and do not constitute a deviation from the specification.