

**For a Free Quote:**

Web: **EnergyPal.com/solar**

Call: **1-800-990-3725**

Email: **contact@energypal.com**

# **EnergyPal**

## **Solar Panel Guide Specification Data Sheet**

**Shenzhen Xinhonghua Technology Co., Ltd.**

**SW-M240-280W**

**SW-M250**

Also available on the web at

[EnergyPal.com/shenzhen-xinhonghua-technology-co-ltd-solar-panels/sw-m250](http://EnergyPal.com/shenzhen-xinhonghua-technology-co-ltd-solar-panels/sw-m250)

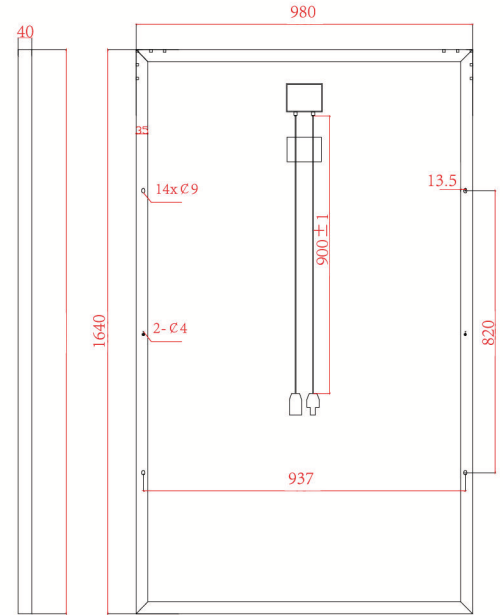

# MONOCRYSTALLINE SOLAR PANEL 240W/250W/260W/270W/280W

## MECHANICAL PARAMETERS

·Cell (mm)	Mono 156*156
·Number of Cells	60 (6X10)
·Output Cables	4mm <sup>2</sup> , 900mm length
·Connectors	MC4 Compatible
·Junction Box	IP65
·Dimension	1640*980*40mm
·Weight	19.8Kg

## WORKING CONDITIONS

·Max System Voltage	1000VDC
·Working Temperature	-40°C to +85°C
·Maximum Series Fuse	15A
·Max Wind Load	2400Pa
·Max Snow Load	5400Pa
·NOCT	45±2°C
·Application Class	Class A



## ELECTRICAL PARAMETERS

	240W	250W	260W	270W	280W
·Peak Power at STC (Pmax/W)	240W	250W	260W	270W	280W
·Maximum Power Voltage(Vmp/V)	30.23	30.23	30.5	30.8	31.1
·Maximum Power Current(Imp/A)	7.94	8.27	8.53	8.77	9.01
·Open Circuit Voltage(Voc/V)	37.2	37.2	37.5	37.88	38.3
·Short Circuit Current (Isc/A)	8.38	8.74	9.04	9.25	9.51
·Power Tolerance	±3%				
·Maximum System Voltage	1000VDC				
·Temperature Coefficient of Pm	-0.41%/°C				
·Temperature Coefficient of Voc	-0.33%/°C				
·Temperature Coefficient of Isc	+0.049%/°C				
·Standard Test Condition (STC)	1000W/m <sup>2</sup> , 1.5 AM spectrum 25 °C cell temperature				

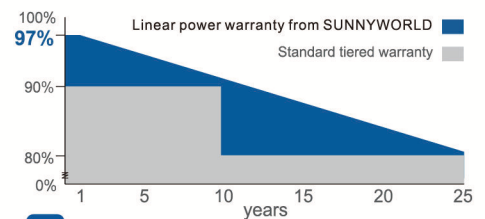
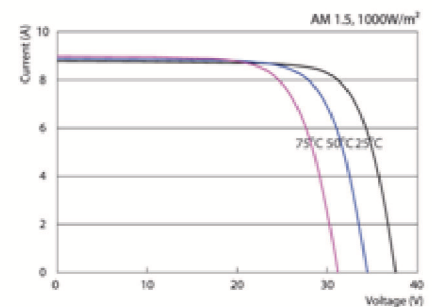
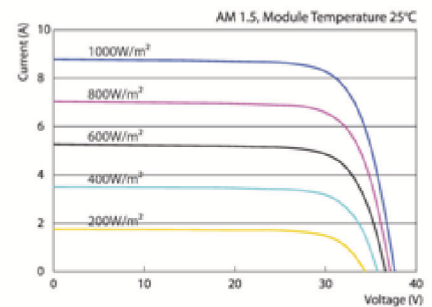
NOCT (Under Normal Operating Cell Temperature, Irradiance of 800 W/m<sup>2</sup>, spectrum AM 1.5, ambient temperature 20°C, wind speed 1 m/s)

	240W	250W	260W	270W	280W
·Peak Power at NOCT (Pmax/W)	175.21	182.75	191.7	199.46	204.63
·Maximum Power Voltage(Vmp/V)	27.9	27.9	28.4	28.7	28.7
·Maximum Power Current(Imp/A)	6.28	6.55	6.75	6.95	7.13
·Open Circuit Voltage(Voc/V)	34.55	34.56	34.83	35.2	35.58
·Short Circuit Current (Isc/A)	6.7	6.99	7.23	7.4	7.6

## PACKING CONFIGURATION

	20GP	40HQ
·Container	20GP	40HQ
·Pieces per pallet	26	26
·Pieces per Container	320	780

## I-V CURVE(250W)



**25** 25-year power warranty

\*Based on customer's requirements and contract terms

