

**For a Free Quote:**

Web: **EnergyPal.com/solar**

Call: **1-800-990-3725**

Email: **contact@energypal.com**



**Solar Panel Guide  
Specification Data Sheet**

**Shenzhen Xinhonghua Technology Co., Ltd.**

**SW-P240-260W**

**SW-P250**

Also available on the web at

[EnergyPal.com/shenzhen-xinhonghua-technology-co-ltd-solar-panels/sw-p250](http://EnergyPal.com/shenzhen-xinhonghua-technology-co-ltd-solar-panels/sw-p250)

# POLYCRYSTALLINE SOLAR PANEL

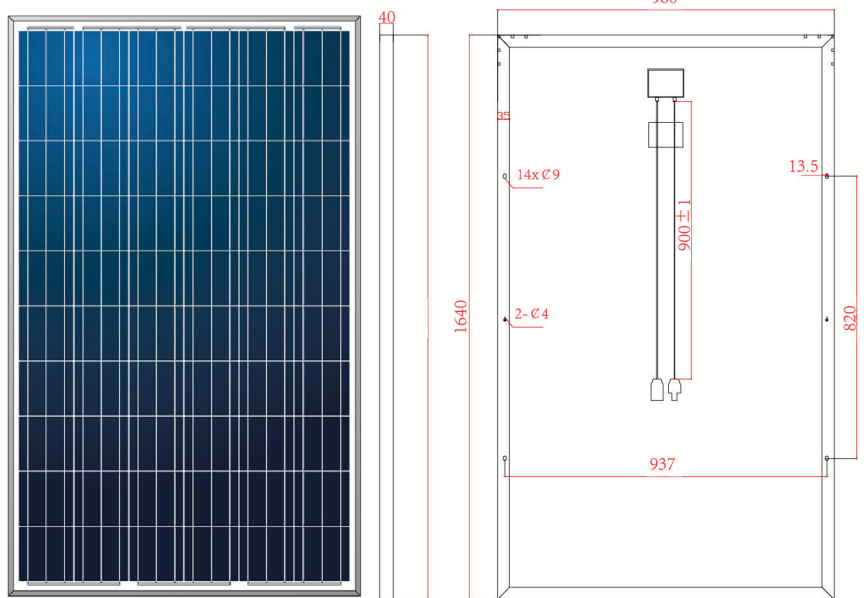
## 240W/250W/255W/260W

### MECHANICAL PARAMETERS

·Cell (mm)	Poly 156*156
·Number of Cells	60 (6X10)
·Output Cables	4mm <sup>2</sup> , 900mm length
·Connectors	MC4 Compatible
·Junction Box	IP65
·Dimension	1640*980*40mm
·Weight	19.8Kg

### WORKING CONDITIONS

·Max System Voltage	1000VDC
·Working Temperature	-40°C to +85°C
·Maximum Series Fuse	15A
·Max Wind Load	2400Pa
·Max Snow Load	5400Pa
·NOCT	45±2°C
·Application Class	Class A



### ELECTRICAL PARAMETERS

·Peak Power at STC (Pmax/W)	240W	250W	255W	260W
·Maximum Power Voltage(Vmp/V)	30	30.2	30.3	30.4
·Maximum Power Current(Imp/A)	8	8.28	8.42	8.56
·Open Circuit Voltage(Voc/V)	37.44	37.62	37.7	38.07
·Short Circuit Current (Isc/A)	8.54	8.83	8.99	9.07
·Power Tolerance	±3%			
·Maximum System Voltage	1000VDC			
·Temperature Coefficient of Pm	-0.43%/°C			
·Temperature Coefficient of Voc	-0.32%/°C			
·Temperature Coefficient of Isc	0.052%/°C			
·Standard Test Condition (STC)	1000W/m <sup>2</sup> , 1.5 AM spectrum 25 °C cell temperature			

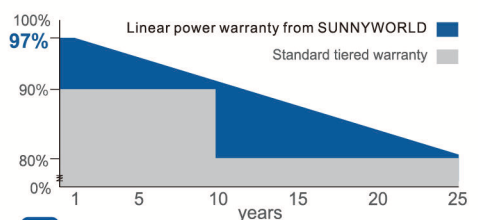
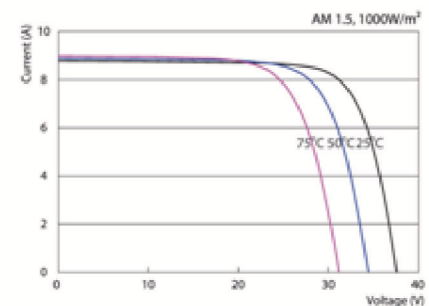
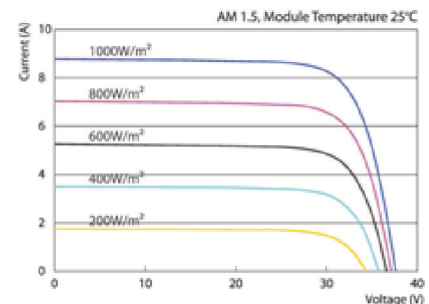
NOCT (Under Normal Operating Cell Temperature, Irradiance of 800 W/m<sup>2</sup>, spectrum AM 1.5, ambient temperature 20°C, wind speed 1 m/s)

·Peak Power at NOCT (Pmax/W)	173.9	181.3	184.71	188.54
·Maximum Power Voltage(Vmp/V)	27.56	27.93	28.2	28.48
·Maximum Power Current(Imp/A)	6.31	6.49	6.55	6.62
·Open Circuit Voltage(Voc/V)	33.91	34.55	34.73	35.01
·Short Circuit Current (Isc/A)	6.96	7.03	7.07	7.11

### PACKING CONFIGURATION

·Container	20GP	40HQ
·Pieces per pallet	26	26
·Pieces per Container	320	780

### I-V CURVE(250W)



25 25-year power warranty

\*Based on customer's requirements and contract terms

