

For a Free Quote:

Web: EnergyPal.com/solar

Call: 1-800-990-3725

Email: contact@energypal.com

EnergyPal

Solar Panel Guide Specification Data Sheet

**VSUN SOLAR
VSUN325-60BMH-DG
VSUN315-60BMH-DG**

Also available on the web at
EnergyPal.com/vsun-solar-solar-panels/vsun315-60bhmh-dg

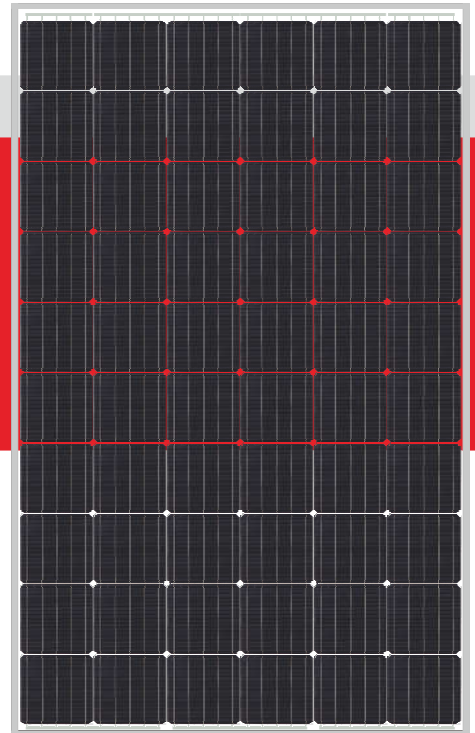
VSUN

Innovative & Smart

VSUN325-60BMH-DG

High Efficiency Low LID
Bifacial PERC Technology

VSUN325-60BMH-DG VSUN320-60BMH-DG
VSUN315-60BMH-DG VSUN310-60BMH-DG



19.22%

Module efficiency

12 years

Material & Workmanship warranty

325W

Highest power output

30 years

Linear power output warranty



P-type PERC bifacial cell technology



Up to 30% more energy yield due to the back side power generation



Low LCOE



Minimize micro-crack and free of snail trails



Outstanding temperature coefficient



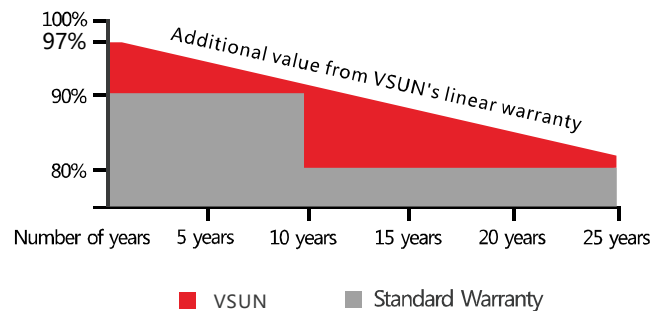
Excellent performance under low light conditions



Certified for salt/ammonia corrosion resistance



Load certificates: wind to 2400Pa and snow to 5400Pa



Munich RE

-12-year product warranty

-30-year linear power output warranty

Invested by Fuji Solar, VSUN is a Japanese solar module solutions provider located in Tokyo that offers Japanese quality solar technologies globally. The group's business started in Japan in 2006, later spreading to North America, Southeast Asia, and EMEA.

Innovative & Smart – VSUN has been committed to providing greener, cleaner, and more intelligent renewable energy solutions. It is focusing on the new energy market and the development of customized and high-efficiency products.

Note:

All information and data are subject to change without notice.
All rights reserved@VSUN

A Sub-company of **FUJISOLAR**



Engineered in Japan
vsun@vietnamsunenergy.com
www.vsun-solar.com

Electrical Characteristics at Standard Test Conditions(STC)

Module Type	VSUN325-60BMH-DG	VSUN320-60BMH-DG	VSUN315-60BMH-DG	VSUN310-60BMH-DG
Maximum Power - Pmax (W)	325	320	315	310
Open Circuit Voltage - Voc (V)	41.2	41	40.8	40.5
Short Circuit Current - Isc (A)	10.08	9.98	9.87	9.82
Maximum Power Voltage - Vmpp (V)	34.9	34.7	34.5	34.2
Maximum Power Current - Imp (A)	9.32	9.23	9.14	9.08
Module Efficiency	19.22%	18.93%	18.63%	18.34%

Standard Test Conditions (STC): irradiance 1,000 W/m²; AM 1.5; module temperature 25°C. Tolerance of Pmpp: 0~ +3%.
Measuring uncertainty of power: ±3%.

Electrical Characteristics with different rear side power gain(reference to 320 front)

Pmax (W)	Voc (V)	Isc (A)	Vmpp (V)	Imp (A)	Pmax gain
336	41	10.48	34.7	9.69	5%
352	41	10.98	34.7	10.15	10%
384	41.1	11.98	34.8	11.08	20%
400	41.1	12.48	34.8	11.54	25%

Temperature Characteristics

NOCT	45°C(±2°C)
Voltage Temperature Coefficient	-0.28%/°C
Current Temperature Coefficient	+0.0449%/°C
Power Temperature Coefficient	-0.367%/°C

Maximum Ratings

Maximum System Voltage [V]	1000/1500
Series Fuse Rating [A]	20
Bifaciality	70%±5%

Material Characteristics

Dimensions	1684×1004×35mm (L×W×H)
Weight	21.4kg
Frame	Silver anodized aluminum profile
Front Glass	High transparency,Antireflection coated,Semi-toughened safety glass,2.0mm
Cell Encapsulation	EVA (Ethylene-Vinyl-Acetate)
Back Glass	Semi-toughened safety glass,2.0mm
Cells	6×10 pieces bifacial monocrystalline solar cells series strings
Junction Box	Rated current≥13A, IP≥67
Cable&Connector	Length 500 mm, 1×4 mm ² , compatible with MC4

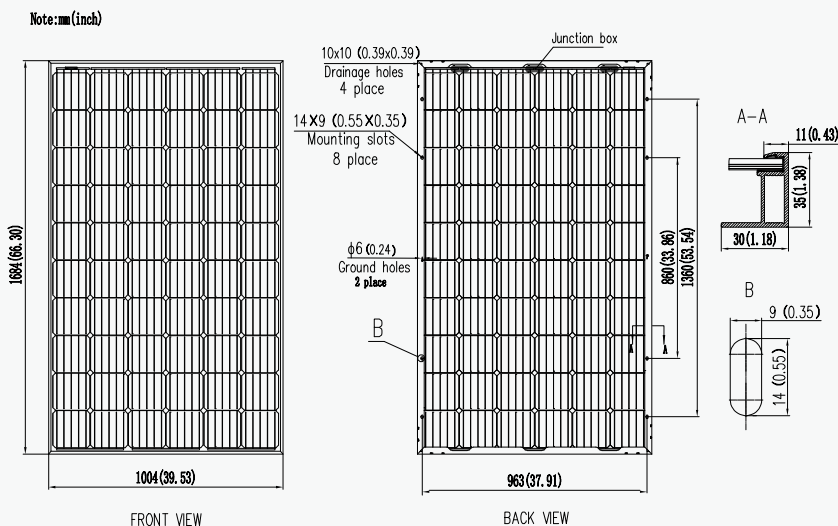
Packaging

Dimensions(L×W×H)	1720×1110×1140mm
Container 20'	360
Container 40'	780
Container 40'HC	845

System Design

Temperature Range	-40 °C to + 85 °C
Withstanding Hail	Maximum diameter of 25 mm with impact speed of 23 m/s
Maximum Surface Load	5,400 Pa
Application class	class A

Dimensions



IV-Curves

