

**For a Free Quote:**

**Web: [EnergyPal.com/solar](http://EnergyPal.com/solar)**

**Call: 1-800-990-3725**

**Email: [contact@energypal.com](mailto:contact@energypal.com)**

# **EnergyPal**

## **Solar Panel Guide Specification Data Sheet**

**VSUN SOLAR  
VSUN340-120MH  
VSUN335-120MH**

Also available on the web at  
[EnergyPal.com/vsun-solar-solar-panels/vsun335-120mh](http://EnergyPal.com/vsun-solar-solar-panels/vsun335-120mh)

# VSUN

Innovative & Smart

## VSUN340-120MH The Half Cell Module

VSUN340-120MH  
VSUN330-120MH

VSUN335-120MH  
VSUN325-120MH

20.03%

Module efficiency

12years


Material & Workmanship warranty

340W

Highest power output

25years

Linear power output warranty



PERC Cell Technology



Higher output power



Lower risk of micro-crack



Positive tolerance offer



Lower risk of hot spot



Better shading tolerance



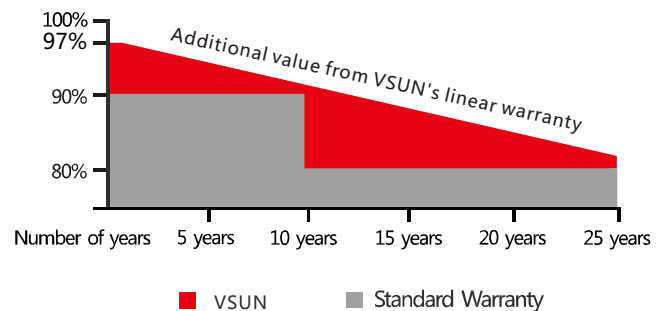
Certified for salt/ammonia corrosion resistance




Load certificates: wind to 2400Pa and snow to 5400Pa



Lower LCOE



**Munich RE**  **®**  
• 12-year product warranty  
• 25-year linear power output warranty

Invested by Fuji Solar, VSUN is a Japanese solar module solutions provider located in Tokyo that offers Japanese quality solar technologies globally. The group's business covers Japan, North America, Southeast Asia and EMEA since 2006. Solar module manufacturing base is located in Vietnam, Bac Giang province, and it is one of the fastest-growing, most heavily invested and most promising solar high-tech enterprises in the country.

Innovative & Smart – VSUN has been committed to providing greener, cleaner, and more intelligent renewable energy solutions. It is focusing on the new energy market and the development of customized and high-efficiency products.

VSUN offers PV project development and investments and provides full package of service for EPC solutions.

Note:

All information and data are subject to change without notice.  
All rights reserved@VSUN

A Sub-company of **FUJISOLAR**



Originated from Japan  
vsun@vietnamsunenergy.com  
www.vsun-solar.com

## Electrical Characteristics at Standard Test Conditions(STC)

Module Type	VSUN340-120MH	VSUN335-120MH	VSUN330-120MH	VSUN325-120MH
Maximum Power - Pmax (W)	340	335	330	325
Open Circuit Voltage - Voc (V)	41	40.8	40.6	40.4
Short Circuit Current - Isc (A)	10.52	10.42	10.35	10.28
Maximum Power Voltage - Vmpp (V)	34.1	33.9	33.7	33.5
Maximum Power Current - Imp (A)	9.98	9.89	9.8	9.71
Module Efficiency	20.03%	19.74%	19.44%	19.15%

Standard Test Conditions (STC): irradiance 1,000 W/m<sup>2</sup>; AM 1.5; module temperature 25°C. Tolerance of Pmp: 0~+3%.  
Measuring uncertainty of power: ±3%.

## Electrical Characteristics at Normal Operating Cell Temperature(NOCT)

Module Type	VSUN340-120MH	VSUN335-120MH	VSUN330-120MH	VSUN325-120MH
Maximum Power - Pmax (W)	251	247.3	243.7	240.2
Open Circuit Voltage - Voc (V)	37.9	37.7	37.5	37.4
Short Circuit Current - Isc (A)	8.5	8.42	8.36	8.3
Maximum Power Voltage - Vmpp (V)	31.4	31.2	31	30.8
Maximum Power Current - Imp (A)	7.99	7.92	7.86	7.8

Normal Operating Cell Temperature (NOCT) : irradiance 800W/m<sup>2</sup>; wind speed 1 m/s ; cell temperature 45°C; ambient temperature 20°C.  
Measuring uncertainty of power: ±3%.

## Temperature Characteristics

NOCT	45/°C ( ±2/°C )	Maximum System Voltage [V]	1500
Voltage Temperature Coefficient	-0.29%/°C	Series Fuse Rating [A]	20
Current Temperature Coefficient	+0.05%/°C		
Power Temperature Coefficient	-0.39%/°C		

## Maximum Ratings

## Material Characteristics

Dimensions	1694×1002×35mm (L×W×H)
Weight	19.2kg
Frame	Anodized aluminum profile
Front Glass	White toughened safety glass, 3.2 mm
Cell Encapsulation	EVA (Ethylene-Vinyl-Acetate)
Back Sheet	Composite film
Cells	12×10 pieces monocrystalline solar cells series strings
Junction Box	Rated current≥13A, IP≥67, TUV&UL
Cable&Connector	Length 500 mm, 1×4 mm <sup>2</sup> , compatible with MC4

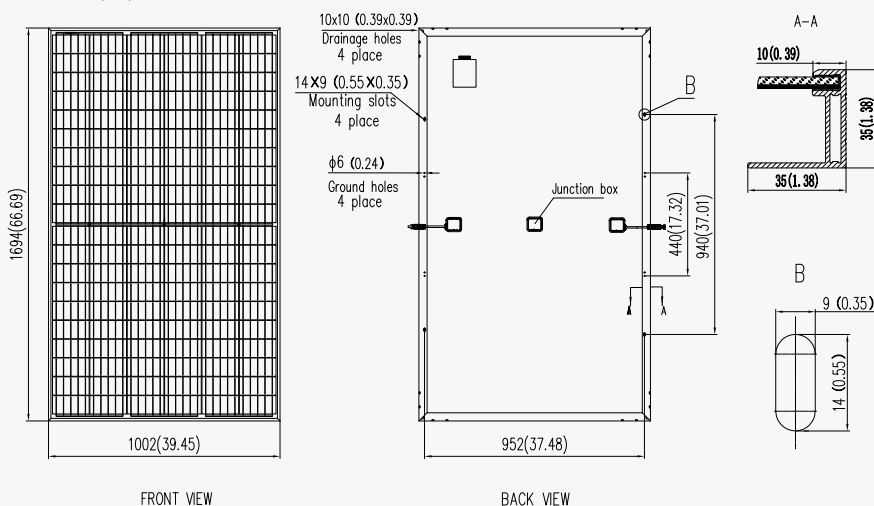
## Packaging

Dimensions(L×W×H)	1720×1110×1132mm	Temperature Range	-40 °C to + 85 °C
Container20'	360	Withstanding Hail	Maximum diameter of 25 mm with impact speed of 23 m/s-1
Container40'	780	Maximum Surface Load	5,400 Pa
Container40'HC	845	Application class	class A

## System Design

## Dimensions

Note: mm(inch)



## IV-Curves

